

March 30, 2026
Director
Ministry of the Environment, Conservation and Parks
Southwest Region
733 Exeter Rd
London, ON N6E 1L3

Re: Ripley Lagoons and Huron-Kinloss Municipal Sewage Collection System Annual Performance Report

Attached is the 2025 Annual Performance Report for the Ripley Lagoons and the Huron-Kinloss Municipal Sewage Collection System. This report has been completed in accordance with Condition 12(4) of Environmental Compliance Approval No. 7777-DHQHCZ dated September 2, 2025, and Schedule E, Condition 4.0 (4.6) of CLI-ECA No. 087-W601 issued on December 22, 2022. This report was prepared by the Ontario Clean Water Agency on behalf of the Township of Huron-Kinloss based on the information we have in our records. The report covers the period of January 1st to December 31st, 2025.

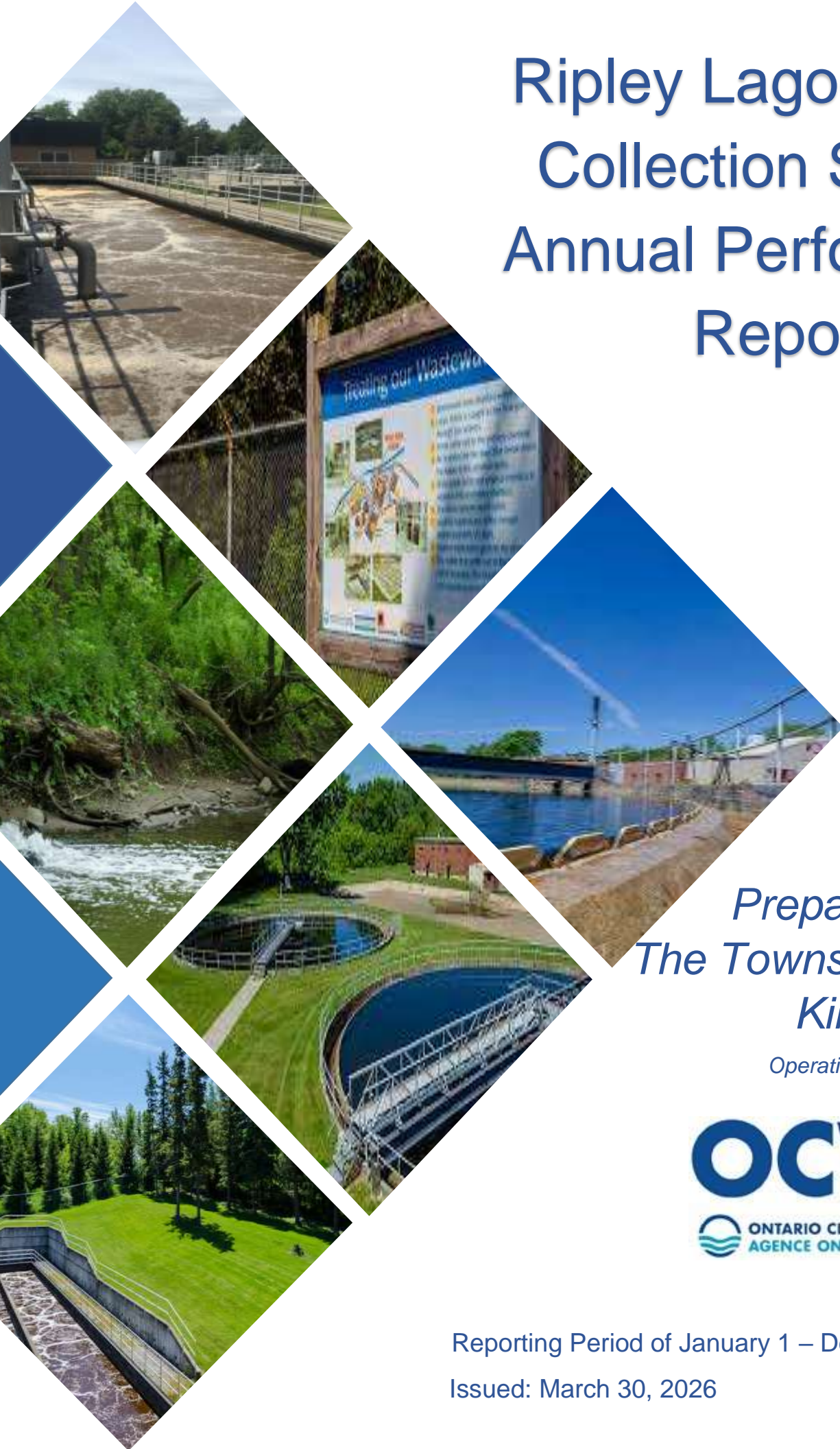
If you have any questions, please do not hesitate to contact me. 519-441-0441.

Sincerely,

Katelyn Barrowcliffe
Process and Compliance Technician
Ontario Clean Water Agency

Cc Scott Gass, MECP, District Manager
Sam Smith, OCWA, Regional Hub Manager
Paul Sherban, OCWA, Senior Operations Manager
Maegan Garber, OCWA, Safety, Process and Compliance Manager
Geoff Aitken, Township of Huron-Kinloss, Manager of Environmental Services
John Yungblut, Township of Huron-Kinloss, Director of Public Works

Ripley Lagoons and Collection System Annual Performance Report



Prepared For:
*The Township of Huron-
Kinloss*

Operating Authority:



Reporting Period of January 1 – December 31, 2025

Issued: March 30, 2026

Table of Contents

Overview	3
System Process Description	3
Raw Wastewater Collection.....	3
Sewage Lagoons.....	3
Post Aeration Cell.....	4
System Facts:	4
Influent and Effluent Flow Monitoring	4
Influent Data	6
Imported Sewage and Leachate	10
Effluent Monitoring.....	11
Comparison to Compliance Limits and Objectives	11
South Pine River Monitoring.....	16
Maintenance Activities	18
Effluent Quality Assurance.....	18
Calibration Records.....	18
Summary of Efforts Made to Achieve Design Objectives	18
Sludge Generation	19
Complaints	19
Bypass, Overflows, Spills and Abnormal Discharge Events.....	19
Notice of Modification to the Works/Alterations to the Authorized System.....	19
Summary of Efforts made to achieve conformance with F-5-1.....	19
Additional Information the Water Supervisor Requires	19
Appendix A.....	20
Appendix B	21
Appendix C	22

Overview

The following report was prepared by Ontario Clean Water Agency on behalf of The Township of Huron-Kinloss in accordance with:

- Condition 12(4) (a) through (m) cited in Environmental Compliance Approval (ECA) #7777-DHQHCZ issued September 2, 2025, to The Corporation of the Township of Huron-Kinloss.
- Schedule E(4) cited in the Consolidated Linear Infrastructure Environmental Compliance Approval (CLI-ECA) #087-W601 issued December 22, 2022, to The Corporation of the Township of Huron-Kinloss.

System Process Description

The Ripley Lagoons are located at Lot 14, Concession 7 in Ripley, Ontario. The system has a rated capacity of 500 m³/d and is comprised of the following components:

- Wastewater collection system (WWC) and pumping stations
- Three facultative lagoons with supplementary treatment
- One post aeration cell
- Final effluent disposal

Raw Wastewater Collection

Raw sewage flows by gravity through the collection system. Sewage is pumped to the lagoons from the Ripley Sewage Pumping Station (SPS) located on part of Lot 56, Plan 100, north of Park Street in the Village of Ripley.

There is one designed overflow in the Ripley Lagoon system. At the Ripley SPS, a 300 mm overflow is located approximately 250 m upstream of the SPS from MH180 to CB227. The overflow is controlled by a 300 mm diameter knife gate valve. The Ripley SPS overflow discharges to a storm sewer at the Fair Municipal Drain which outlets to the Pine River.

The Ripley SPS is equipped with a stand-by generator. There are two submersible pumps, miltronics to monitor wet well levels, which control the start/stop cycle of all pumps and alarms and a magnetic flowmeter. A liquid aluminum sulfate feed system consisting of one 27 000 L chemical storage tank and two metering pumps are also located at the Ripley SPS. Aluminum sulfate is injected into the raw sewage forcemain before entering Cell No.1. Aluminum sulfate coagulates suspended particles in the sewage. The coagulated particles grow to sufficient size where they readily settle. This assists in removing phosphorous from the wastewater before being discharged from the lagoon.

In addition to the Ripley SPS, the system also treats sewage from the Ripley Community Centre. This SPS is located at 17 Queen Street in Ripley. The SPS pumps its sewage to MH 198 on Queen Street through a 75 mm forcemain.

Sewage Lagoons

Raw sewage is pumped to the lagoon from the Ripley SPS. Raw sewage enters Cell No.1 via the forcemain. Leachate from the Huron Landfill, septage and/or hauled sanitary waste is permitted under the ECA, subject to Condition 10. Imported sewage/leachate is received in Cell No.1.

The three cell conventional facultative lagoon system was sized for a minimum retention time of not less than 200 days at an annual average daily influent flow of 600 m³, with a working depth of 1.5 m,

including Cell No.1, No. 2 and No.3 operated in series. Each cell has a working volume of 38,080 m³, 45,500m³ and 45500m³ respectively. Storage in the cells allows inflow to be stored during the summer when discharge is not permitted. The lagoons operate in series with sewage flowing from one cell to the other through transfer chambers.

Post Aeration Cell

Discharge of the lagoons is permitted between October 15th and May 1st. When discharge is permitted, the effluent is directed from Cell No. 3 to the post aeration cell. The post aeration cell has a working depth of 4.0 m and is sized for twelve (12) hours retention at a peak discharge rate of 5,338 m³/day. The treated effluent is directed to the discharge control structure where the flow is measured prior to entering the outfall pip to the South Pine River.

System Facts:

Environmental Compliance Approval	#0667-C8DN2F (issued November 29, 2022) #7777-DHQHCZ (issued September 2, 2025)
CLI Environmental Compliance Approval	#087-W601 (issued December 22, 2022)
Rated Capacity	600 m ³ /d
Receiving Water	South Pine River

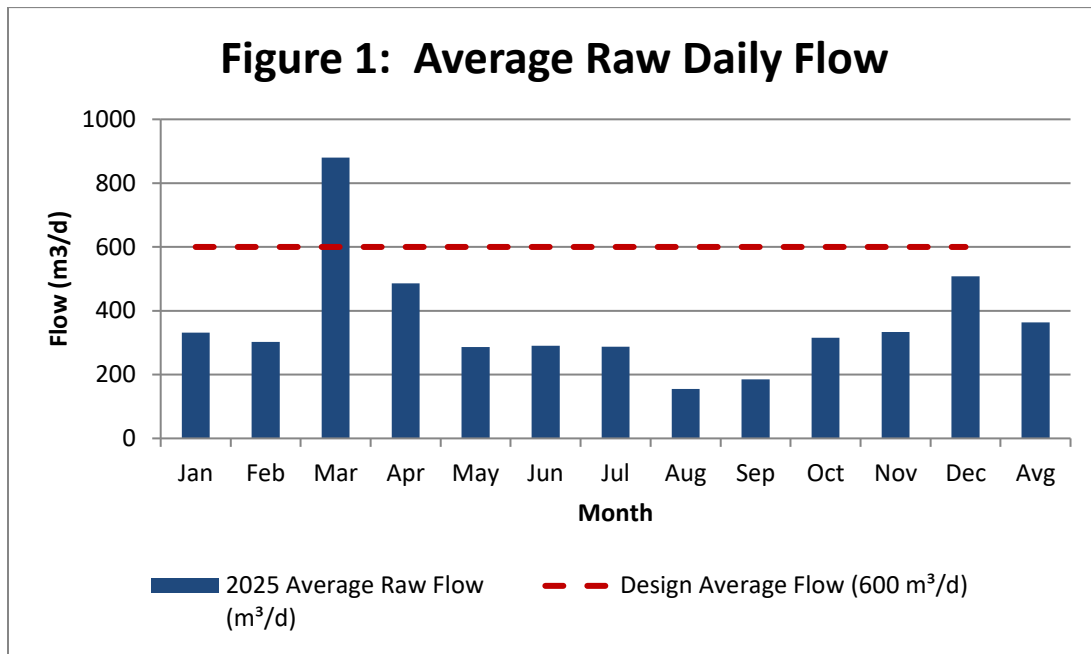
In 2025, the Ripley Lagoons were operated in accordance with Environmental Compliance Approval (ECA) #0667-C8DN2F until September 1, 2025. Beginning September 2, 2025, operations continued under the amended ECA #7777-DHQHCZ. The Ripley Wastewater Collection System was operated in accordance with Consolidated Linear Infrastructure ECA (CLI-ECA) #087-W601.

Influent and Effluent Flow Monitoring

The Ripley Lagoons have a rated capacity of 600m³ however, validation is required to prove no negative impacts to the receiver when the Ripley Lagoons reach an annual influent flow rate of 500 m³/d. For discussion purposes, flows will be assessed and compared to the 500 m³/d rated capacity.

The Ripley Lagoons receive sewage from both the Village of Ripley and the Ripley Community Centre. All flows in this report are a cumulative total of both flow sources. Figure 1 illustrates the monthly average daily flow for the past year compared to the rated capacity of the facility. The raw sewage average daily flow in 2025 was 363.4 m³/d, compared to 338 m³/d reported by the previous operating authority in 2024. This represents a 7.51% increase and is attributed to significant rainfall events along with snowmelt in the early spring of 2025. The facility is currently operating at 60.6% of its rated capacity of 500 m³/d.

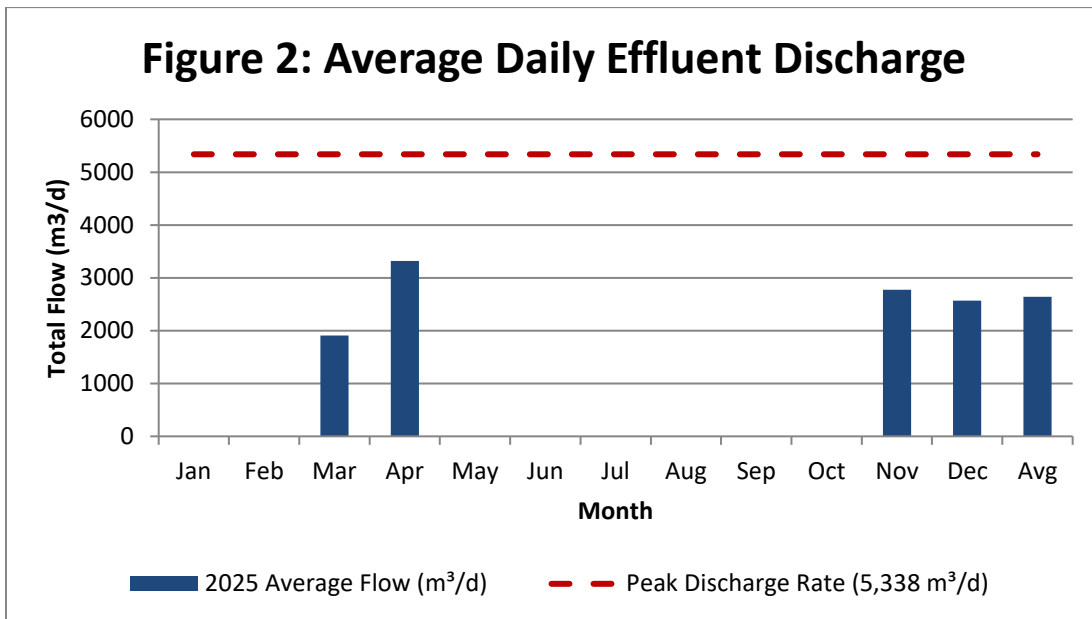
Figure 1: Average Daily Flows



In 2025, the Ripley Lagoons discharged 192,846 m³ of effluent, compared to 145,085 m³ reported by the previous operating authority in 2024. This is a 33% increase, which is attributed to the lagoons having last been discharged in April 2024. As a result, lagoon levels were significantly higher entering 2025, requiring a larger volume of effluent to be discharged during the reporting period.

The average daily discharge flow was 2,642m³/d in 2025 compared to 4,727 m³/d reported by the previous operating authority in 2024. The maximum daily discharge flow in 2025 was 5,561 m³ recorded in April. Figure 2 below illustrates the average daily effluent discharge for 2025 compared to the peak discharge rate.

Figure 2: Final Effluent Average Daily Flows

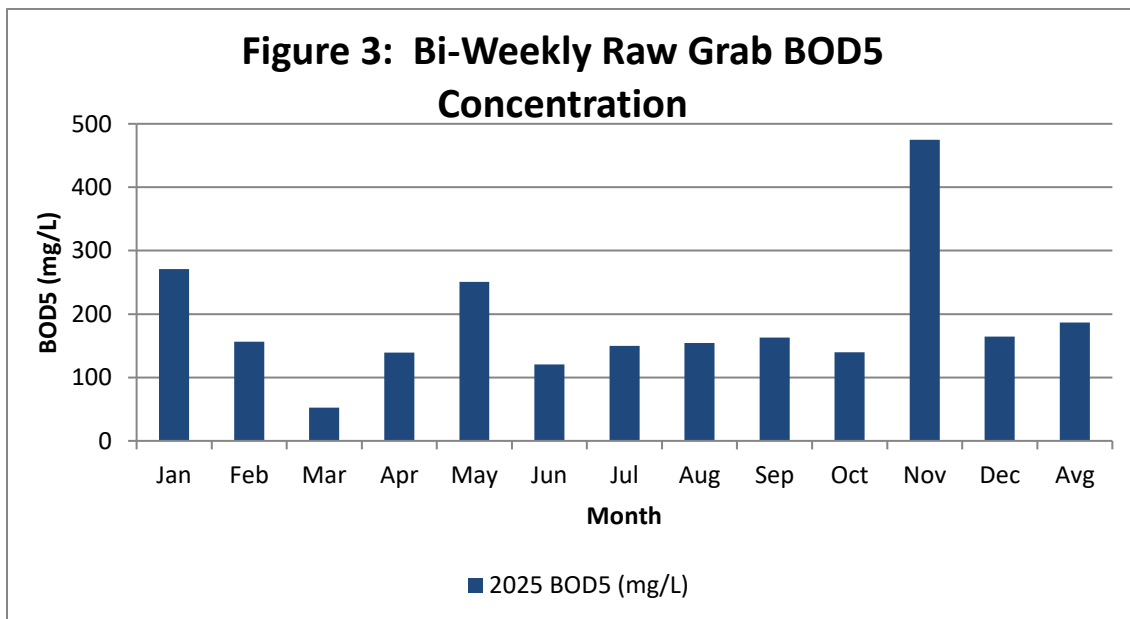


Influent Data

Influent is monitored for Biological Oxygen Demand (BOD₅), Total Suspended Solids (TSS), Total Phosphorous (TP), and Total Kjeldahl Nitrogen (TKN) on a bi-weekly basis through a grab sample. A composite sample is collected every two months in accordance with the ECA.

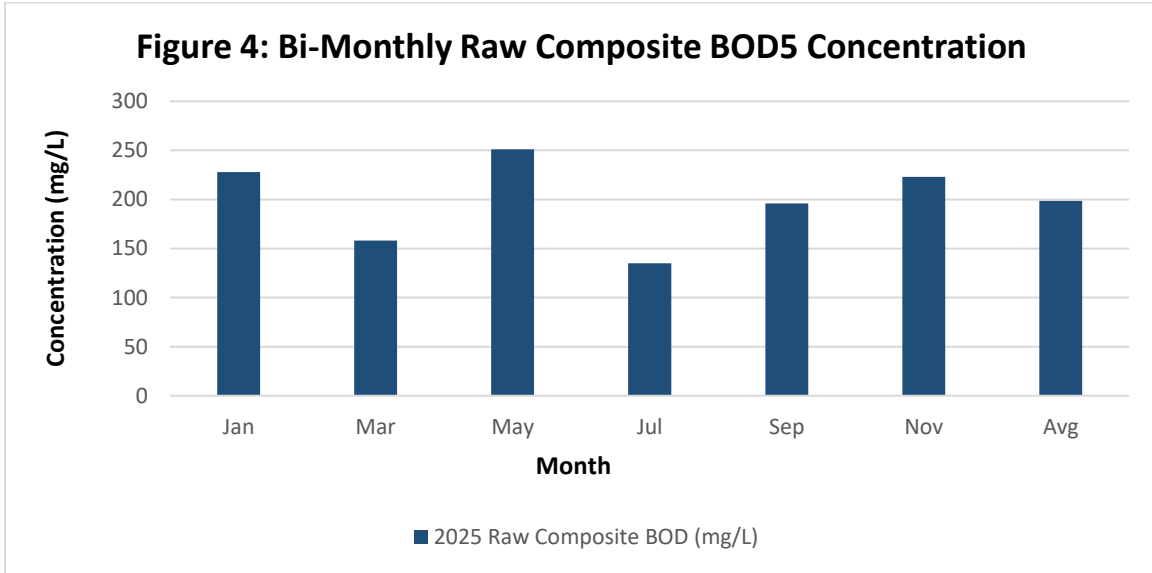
In 2025, the average raw grab BOD₅ concentration was 186 mg/L, compared to 263.78 mg/L reported by the previous operating authority in 2024. This represents a 29% decrease from the 2024 concentration. See Figure 3 below for the monthly grab concentration averages.

Figure 3: Raw Grab BOD₅ Concentrations



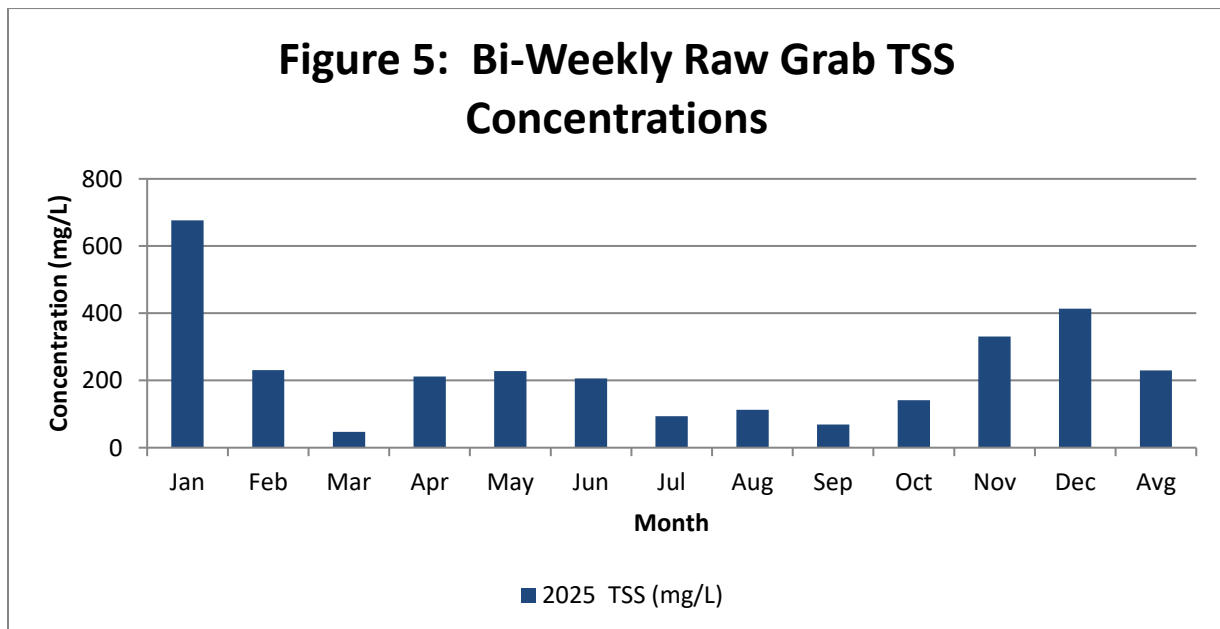
In 2025, the average raw composite BOD₅ concentration was 198.5 mg/L, compared to 126 mg/L reported by the previous operating authority in 2024. This represents a 57% increase from the 2024 concentration. See Figure 4 below for the monthly composite concentration averages.

Figure 4: Raw Composite BOD₅ Concentrations



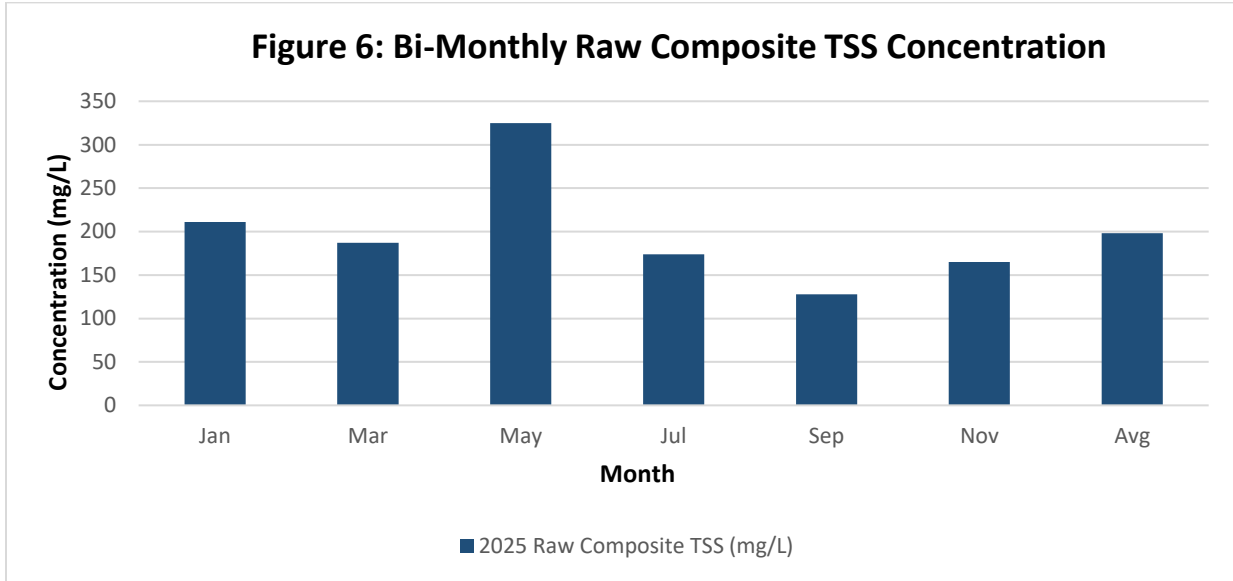
In 2025, the average raw grab TSS concentration was 230.2 mg/L compared to 262.90 mg/L reported by the previous operating authority in 2024. This represents a 12% decrease from the 2024 concentration. See Figure 5 below for the monthly grab concentration averages.

Figure 5: Raw Grab TSS Concentrations



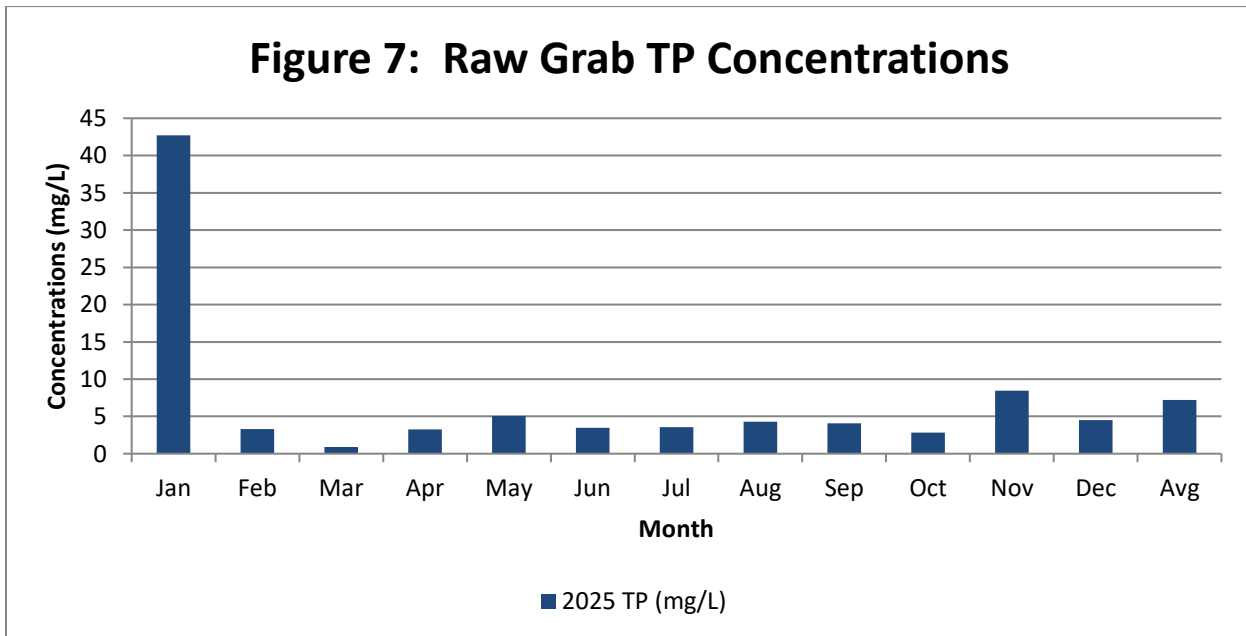
In 2025, the average raw composite TSS concentration was 198.3 mg/L compared to 129 mg/L reported by the previous operating authority in 2024. This represents a 54% increase from the 2024 concentration. See Figure 6 below for the monthly composite concentration averages.

Figure 6: Raw Composite TSS Concentrations



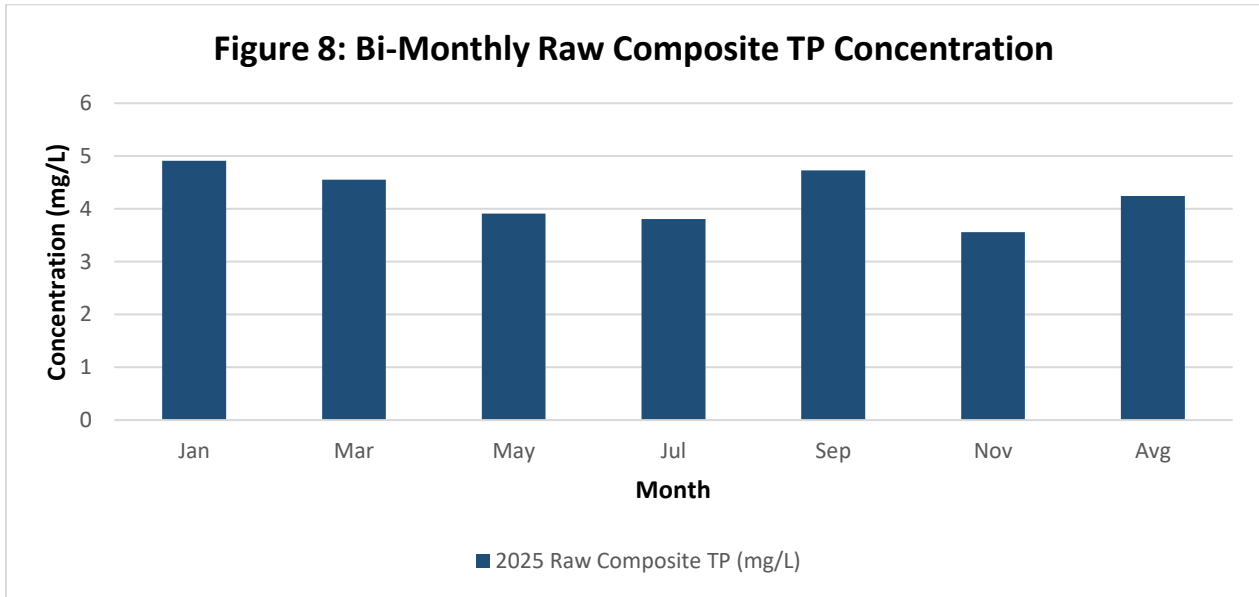
In 2025, the average raw grab TP concentration was 7.2 mg/L compared to 4.97 mg/L reported by the previous operating authority in 2024. This represents a 44% increase from the 2024 concentration. See Figure 7 below for the monthly grab concentration averages.

Figure 2: Raw Grab TP Concentrations



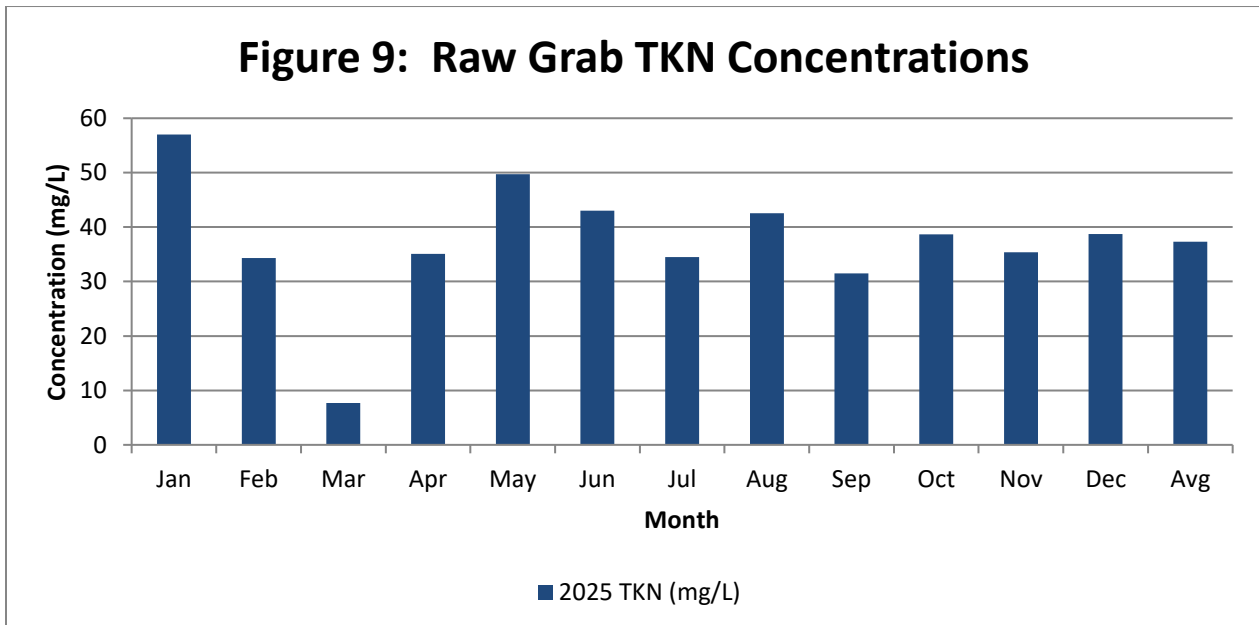
In 2025, the average raw composite TP concentration was 4.24 mg/L compared to 2.03 mg/L reported by the previous operating authority in 2024. This represents a significant increase from the 2024 concentration and could be attributed to the drier conditions in 2025. See Figure 8 below for the monthly composite concentration averages.

Figure 8: Raw Composite TP Concentrations



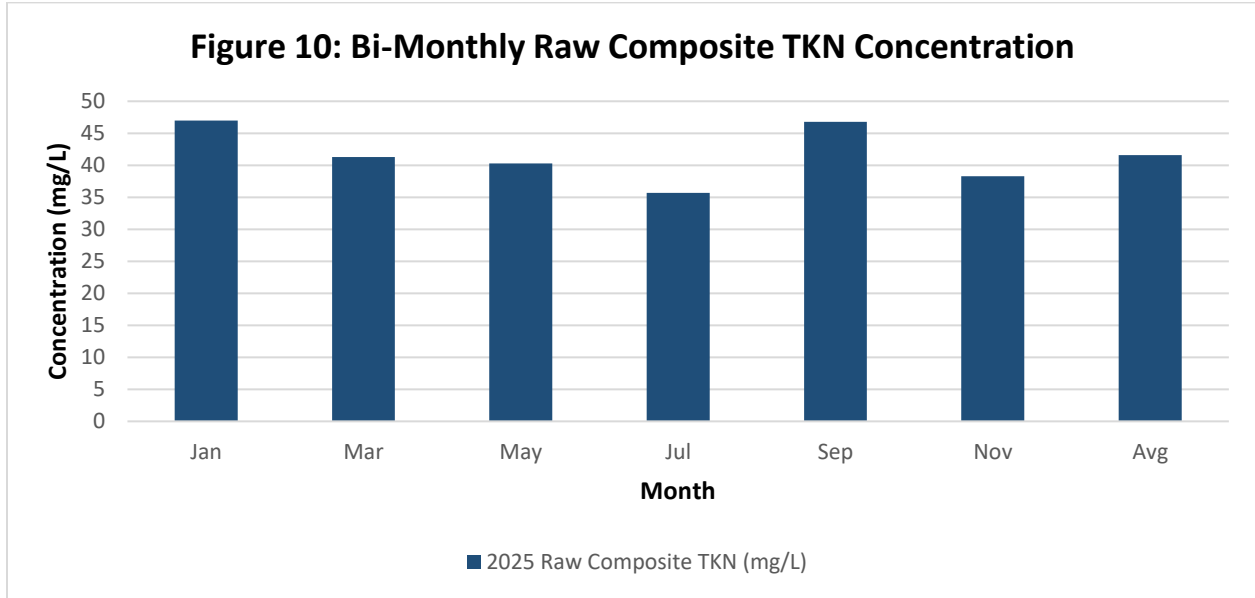
In 2025, the average raw grab TKN concentration was 37.34 mg/L compared to 39.26 mg/L reported by the previous operating authority in 2024. This represents a 4.8% decrease from the 2024 concentration. See Figure 9 below for the monthly grab concentration averages.

Figure 9: Raw Grab TKN Concentrations



In 2025, the average raw composite TKN concentration was 41.56 mg/L compared to 28.18 mg/L reported by the previous operating authority in 2024. This represents a 47% increase from the 2024 concentration. See Figure 10 below for the monthly composite concentration averages.

Figure 10: Raw Composite TKN Concentrations



Imported Sewage and Leachate

The Ripley Lagoons are approved to accept leachate from the Huron Landfill. The Huron Landfill deposited a total of 155.23 m³ of leachate in 2025. As required under ECA #0667-C8DN2F which was in effect prior to the new ECA issued in September, a grab sample must be collected and analyzed for BOD₅, Total Suspended Solids, Total Phosphorus, Total Kjeldahl Nitrogen, and Total Ammonia Nitrogen. Leachate sample results are summarized in Table 1 below.

Table 1: Leachate Grab Sample Results

Ripley Lagoon					
Leachate Sample Results					
Date	BOD ₅ (mg/L)	TSS (mg/L)	TP (mg/L)	TKN (mg/L)	TAN (mg/L)
05/02/2025	336	49	6.2	342	168

The Ripley Lagoons are approved to receive imported sewage. As required under the ECA issued in September, a quarterly grab sample must be collected during periods of septage disposal and analyzed for BOD₅, Total Suspended Solids, Total Phosphorus, Total Kjeldahl Nitrogen, and Total Ammonia Nitrogen. However, for monitoring purposes a grab sample is collected monthly from each hauling company during periods of septage disposal. In 2025, the Ripley Lagoon received a total of 317.55 m³ of imported septage. A summary of the sample results is provided in Table 2 below.

Table 2: Septage Grab Sample Results

Ripley Lagoon					
Septage Monthly Average Sample Results					
Date	BOD ₅ (mg/L)	TSS (mg/L)	TP (mg/L)	TKN (mg/L)	TAN (mg/L)
March	4338.50	7608.00	116.50	1047.50	115.90
April	1940.00	3375.00	36.80	225.00	87.25
May	1190.00	1790.00	27.20	174.00	101.00
June	3780.00	14400.00	184.00	747.00	267.00
July	1130.00	3080.00	51.20	322.00	147.00
August	4995.00	6590.00	168.30	1625.00	684.50
September	6290.00	5740.00	96.20	410.00	200.00
October	5125.00	8400.00	193.90	2005.50	1585.50
November	1390.00	6100.00	54.30	294.00	123.00
December	1020.00	450.00	18.10	167.00	143.00

Effluent Monitoring

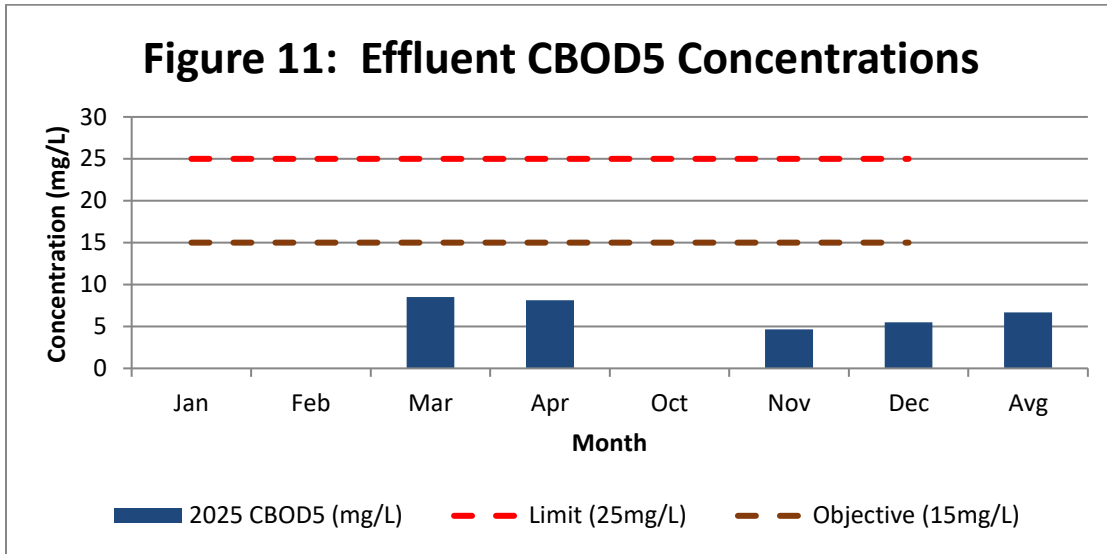
The lagoon effluent is permitted to be discharged from the fall through the spring, with spring discharge ending no later than May 1 and fall discharge beginning no earlier than October 15, in accordance with the ECA. During the discharge season, effluent from the Ripley Lagoons is sampled twice weekly via a grab sample and analyzed for CBOD₅, TSS, TP, TAN, Total Kjeldahl Nitrogen (TKN), nitrate (NO₃), nitrite (NO₂), unionized ammonia and hydrogen sulphide (H₂S). Additional grab samples are collected twice weekly and tested for E. coli, pH, and temperature. For details on objective and limit exceedances, refer to the “Summary of Efforts Made to Achieve Design Objectives”. Additionally, outlined in the ECA, and in accordance with the Provincial Water Quality Objectives the Pine River is sampled once a week and analyzed for Total Ammonia Nitrogen (TAN) and unionized ammonia to ensure compliance with the 0.02 mg/L unionized ammonia limit.

Comparison to Compliance Limits and Objectives

In 2025, the average monthly effluent CBOD₅ concentration was 6.70 mg/L, compared to 5.9 mg/L reported by the previous operating authority in 2024. This slight increase is attributed to OCWA discharging the lagoon more frequently than in the previous year, resulting in a larger number of

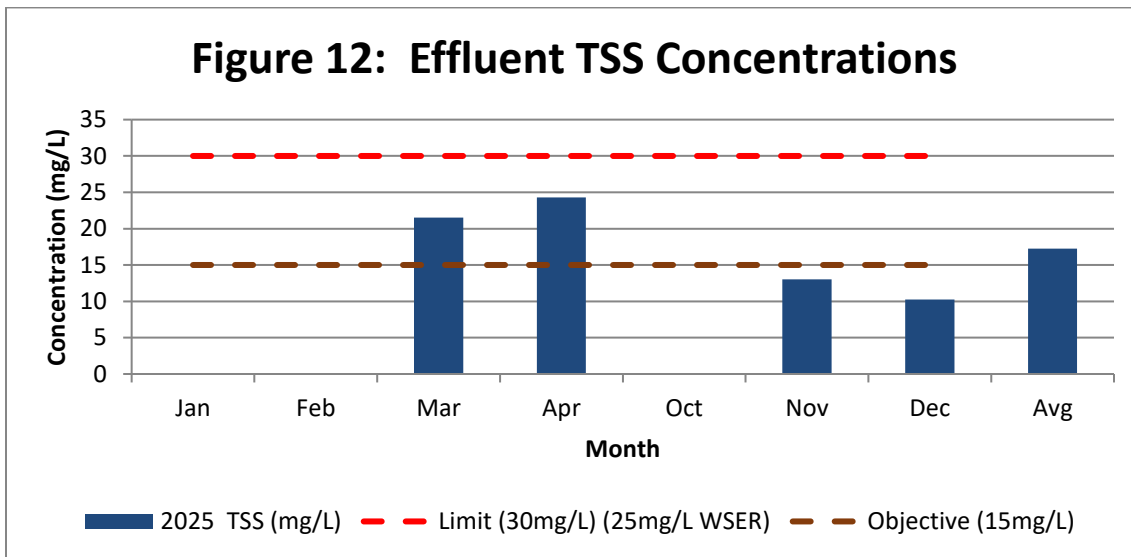
samples obtained. There were no limit or objective exceedances during the reporting period. Refer to Figure 11 for the 2025 monthly effluent CBOD₅ concentrations.

Figure 11: Effluent CBOD₅ Concentrations



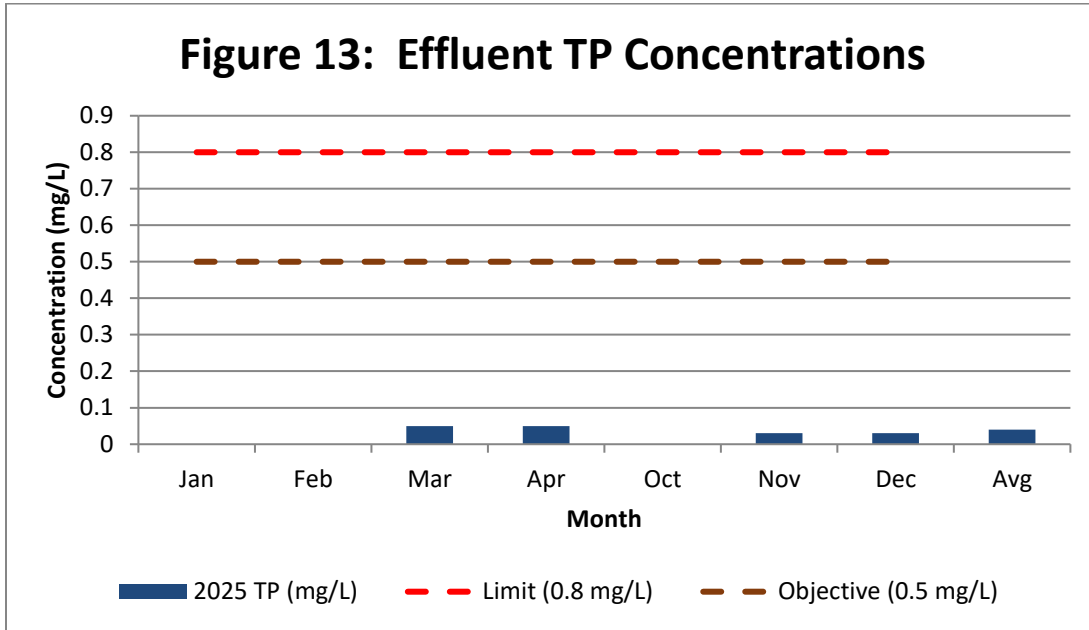
In 2025, the average monthly effluent TSS concentration was 17.26 mg/L, compared to 18.5 mg/L reported by the previous operating authority in 2024. While the limit was not exceeded during the reporting period the objective was exceeded in March and April, refer to the “Summary of Efforts Made to Achieve Design Objectives”. Refer to Figure 12 for the 2025 monthly effluent TSS concentrations.

Figure 12: Effluent TSS Concentrations



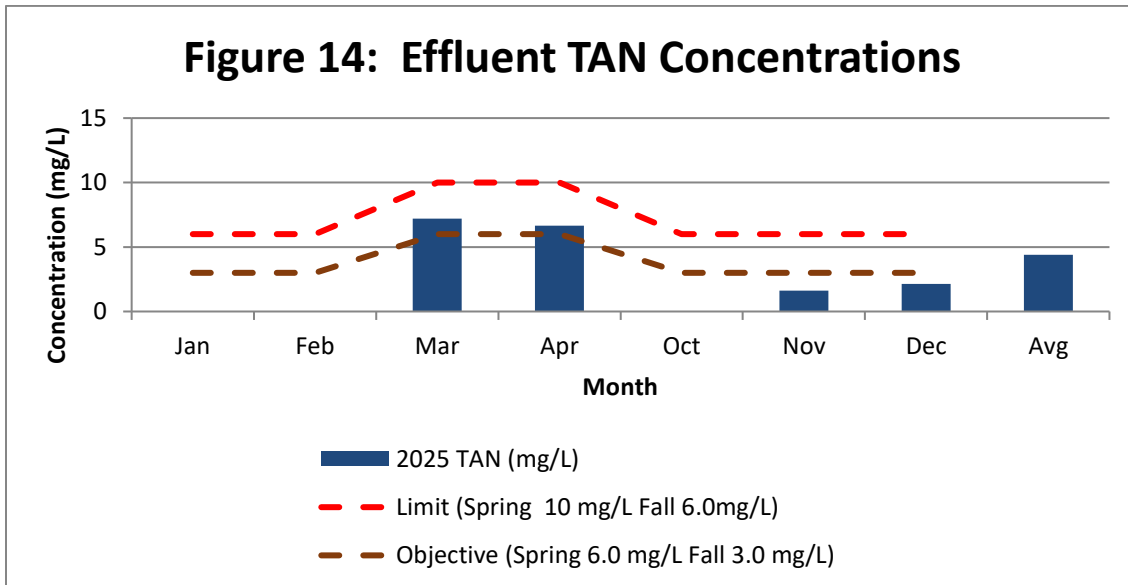
In 2025, the average monthly effluent TP concentration was 0.04 mg/L, compared to 0.06 mg/L reported by the previous operating authority in 2024. There were no limit or objective exceedances during the reporting period. Refer to Figure 13 for the 2025 monthly effluent TP concentrations.

Figure 33: Effluent TP Concentrations



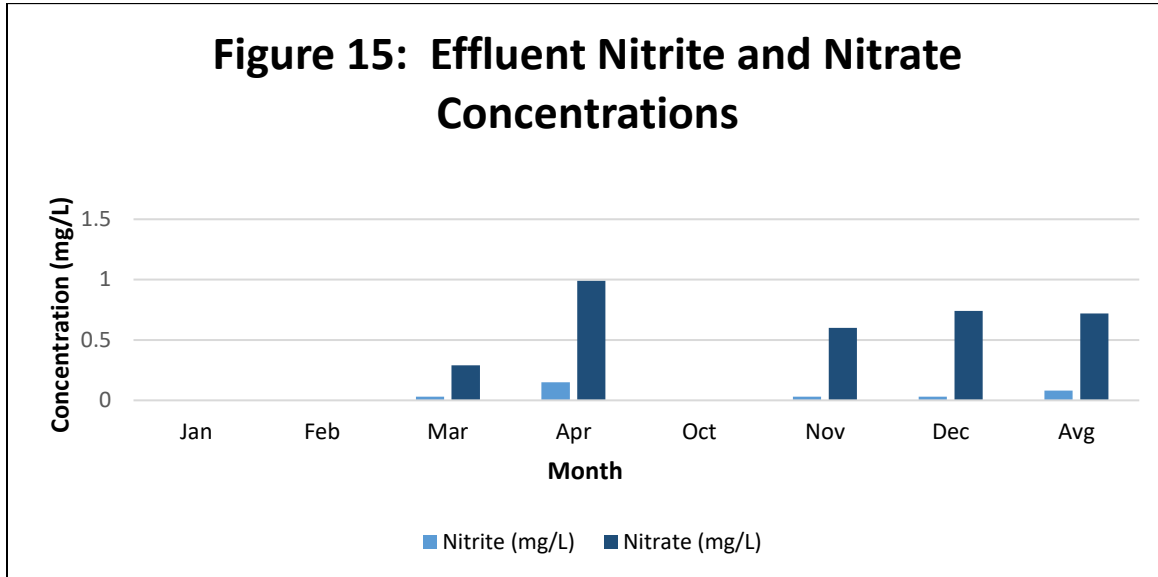
In 2025, the average monthly effluent TAN concentration was 4.4 mg/L, compared to 3.7mg/L reported by the previous operating authority in 2024. While the limit was met throughout 2025, the objective was exceeded in March and April which is attributed to colder temperatures which inhibit the nitrification process. Refer to Figure 14 for the 2025 monthly effluent TAN concentrations.

Figure 44: Effluent TAN Concentrations



In 2025, the average monthly effluent nitrite concentration was 0.08 mg/L, which is consistent with the results reported by the previous operating authority in 2024. The average nitrate concentration was 0.72 mg/L, compared to 1.82 mg/L reported in 2024. There are no regulatory objectives or limits for these parameters but are used to determine the effectiveness of the nitrification process. Refer to Figure 15 for the 2025 monthly effluent TAN concentrations

Figure 55: Effluent Nitrite and Nitrate Concentrations



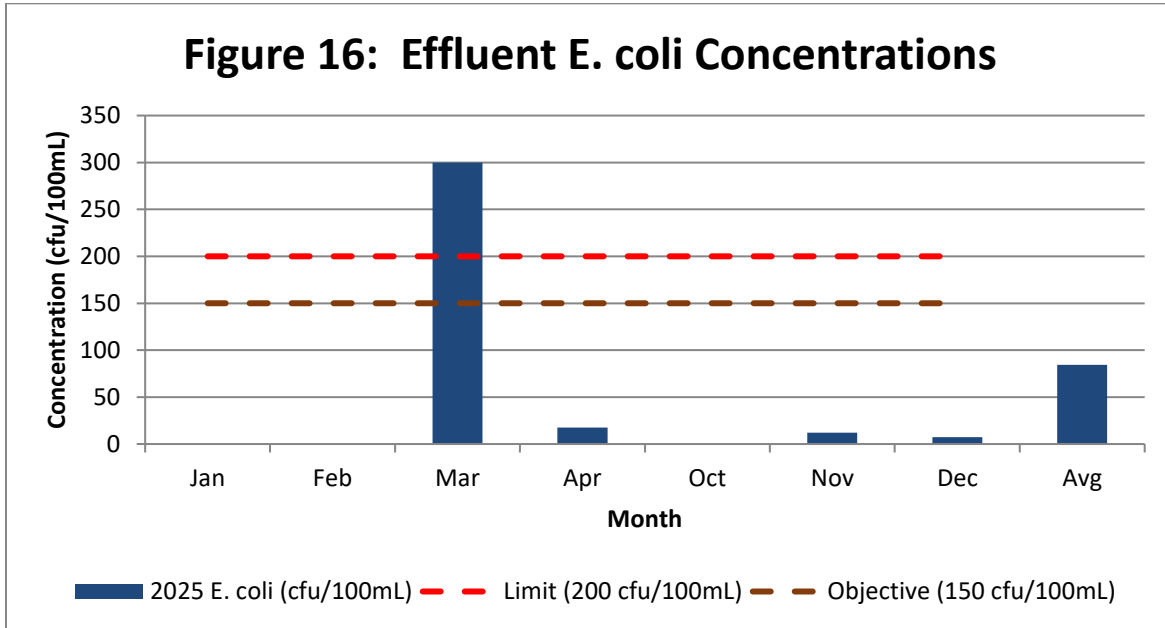
In 2025, the effluent Hydrogen Sulphide (H₂S) concentration remained compliant throughout the reporting period. Result of H₂S are to be absent. See Table 3 below for the results.

Table 3: Effluent Hydrogen Sulphide Concentrations

Ripley Lagoon			
Effluent H ₂ S Results			
Date	Min	Max	Average
March	<0.02	<0.02	<0.02
April	<0.02	<0.02	<0.02
November	<0.02	<0.02	<0.02
December	<0.02	<0.02	<0.02

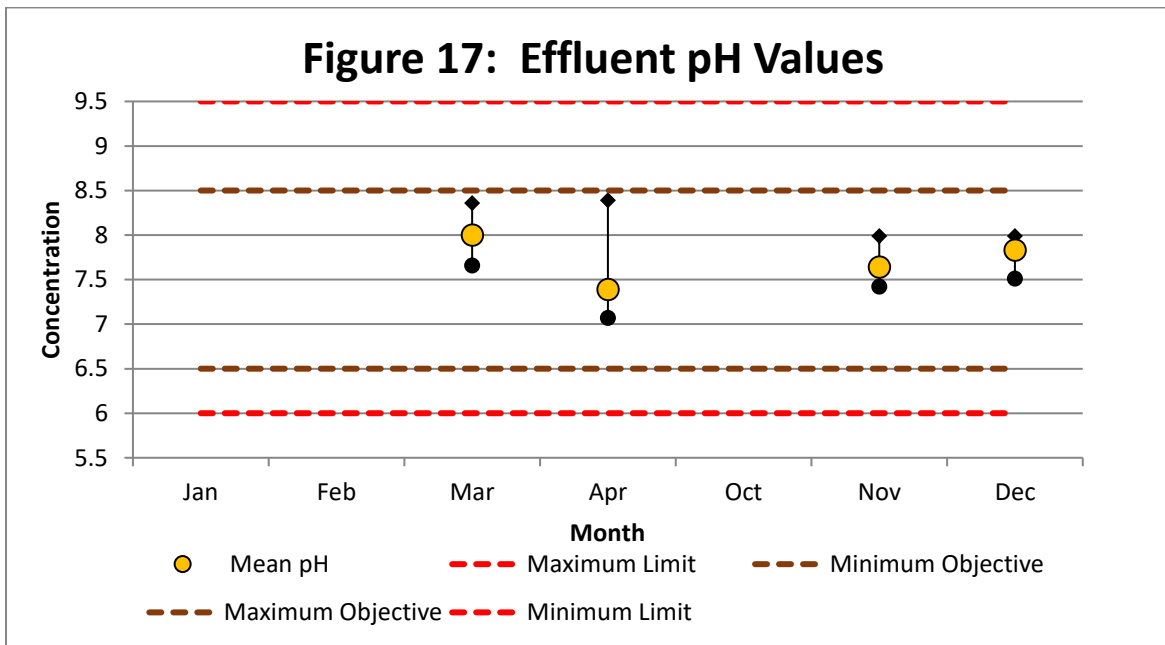
In 2025, the monthly effluent geometric mean for E. coli was 84.27 cfu/100 mL, compared to 11 cfu/100 mL reported by the previous operating authority in 2024. This increase is the result of a limit exceedance reported in March which was attributed to the large number of migrating waterfowl residing in the Ripley Lagoons. Refer to Figure 16 for the 2025 monthly effluent E. coli concentrations.

Figure 66: Effluent E. coli Concentrations



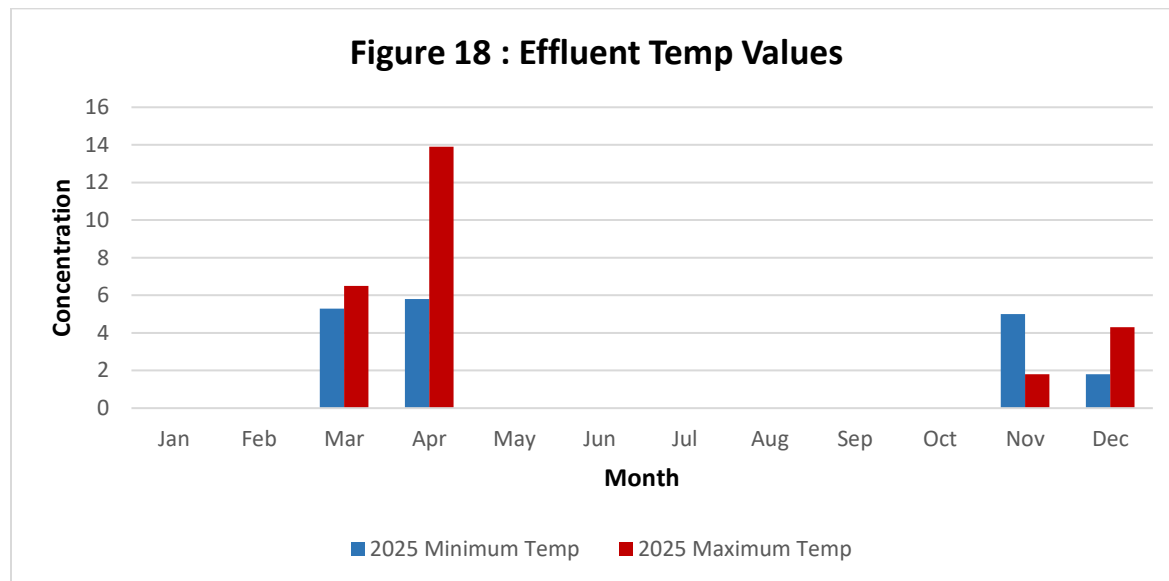
In 2025, effluent pH ranged from 7.07 to 8.36. There were no limit or objective exceedances during the reporting period. Refer to Figure 17 for the 2025 monthly effluent pH values.

Figure 17: Effluent pH Values



In 2025, effluent temperature at the Ripley Lagoons ranged from 1.8 °C to 13.90 °C. There are no objectives or limits for temperature as it is expected to fluctuate seasonally. Refer to Figure 18 for the 2025 monthly effluent Temperature values.

Figure 78: Effluent Temperatures



South Pine River Monitoring

In accordance with the ECA, surface water samples must be collected downstream in the South Pine River and be analyzed for TAN and unionized ammonia. In addition, upstream samples are collected to confirm that no upstream conditions could potentially contribute to an exceedance of the unionized ammonia limit. As per the ECA, the unionized ammonia concentration in the South Pine River after mixing with the lagoon discharge, must not exceed 0.02 mg/L outlined in the ECA and in accordance with the Provincial Water Quality Objectives. All results remained below this limit. See Table 4 for the results.

Table 4: South Pine River Unionized Ammonia Results

South Pine River Unionized Ammonia Results					
Location	Date	pH	Temp	TAN	Unionized (Limit - 0.02)
Up Stream	3/22/2025	8.1	4.8	0.1	0.001
Down Stream	3/22/2025	8.06	5.7	0.1	0.001
Up Stream	3/24/2025	8.39	6.5	0.1	0.003
Down Stream	3/24/2025	8.35	5.5	0.1	0.002
Up Stream	3/31/2025	8.13	6.7	0.1	0.001
Down Stream	3/31/2025	8.16	6.7	0.1	0.002

Up Stream	4/8/2025	7.39	5.9	0.1	0.0003
Down Stream	4/8/2025	7.31	6	0.5	0.001
Up Stream	4/14/2025	7.93	8.9	0.1	0.001
Down Stream	4/14/2025	7.44	8.8	0.8	0.003
Up Stream	4/22/2025	8.35	13.7	0.1	0.005
Down Stream	4/22/2025	8.31	14.9	0.2	0.01
Up Stream	4/28/2025	7.66	13	0.1	0.001
Down Stream	4/28/2025	7.95	13.9	0.4	0.008
Up Stream	11/13/2025	8.09	9.2	0.1	0.002
Down Stream	11/13/2025	8.08	8.8	0.1	0.001
Up Stream	11/17/2025	8.12	5.9	0.1	0.001
Down Stream	11/17/2025	7.58	8	0.1	0.0005
Up Stream	11/24/2025	7.73	9.5	0.1	0.0009
Down Stream	11/24/2025	7.84	8.3	0.2	0.002
Up Stream	12/1/2025	7.67	4.3	0.1	0.0005
Down Stream	12/1/2025	7.52	4	0.1	0.0003
Up Stream	12/8/2025	7.26	2.4	0.1	0.0001
Down Stream	12/8/2025	7.32	2.8	0.2	0.0004

Operating Problems and Corrective Actions

In 2025 there were no operating problems that occurred at the Ripley Lagoons or in the collections system.

Capital and major maintenance recommendations were submitted by OCWA to the Township of Huron-Kinloss to address aging infrastructure and ongoing maintenance requirements for the collection system and Lagoons to continue to produce high quality effluent. Items on the list for 2026 include:

- Ripley Lagoon – Blower Maintenance
- Ripley Lagoon – Rodent Pest Control Measures
- Ripley Lagoon - Condition Assessment and 20 Year Capital Plan
- Ripley SPS – Pump rebuild/replacement
- Ripley SPS – Replace Floats
- Ripley SPS – Replace Chemical Pumps
- Ripley SPS – Potential Septate Receiving Station
- Collection System – Wet Well Clean out
- Collection System – Potential SCADA Integration
- Collection System – Pumping Station Building Maintenance

Maintenance Activities

Preventative and corrective maintenance is assigned and monitored using a Workplace Management System (WMS). Refer to Appendix B for the 2025 maintenance summary. Refer to Table 5 for a list of repairs and replacements that took place in 2025.

Table 5: Major Maintenance in 2025

Major Maintenance Wastewater
Replaced Park St SPS Pump 1
Spring Wet Well Cleaning at Park St SPS and Arena SPS
Fall Wet Well Cleaning at Park St SPS and Arena SPS

Effluent Quality Assurance

Effluent quality assurance is evaluated by monitoring parameters and changes in the lagoons. Operational staff monitor plant performance by conducting in-house tests on dissolved oxygen, pH, and temperature. Staff also monitor and record chemical dosages and any adverse observations in the lagoon cells. Data collected from these tests provide valuable information to the operators to make the appropriate adjustments in the treatment process and take corrective actions before the plant reaches its effluent limits.

Calibration Records

Pierce Services and Solutions Inc. calibrated influent and effluent flow meters, level sensors and level transmitters on June 2 and 3, 2025. Flow meters met the accuracy tolerance of being within 15% of the actual flow rate. Operational staff complete routine pH meter calibrations and verifications. Refer to Appendix C for 2025 Calibration Records.

Summary of Efforts Made to Achieve Design Objectives

Design objectives were exceeded less than 50% of the time in 2025. The average influent flow was 60.6% of the rated capacity. All limit and objective exceedances occurred between March and April 2025. Refer to Table 6 for a summary of the 2025 objective and limit exceedances.

Table 6: Summary of Objective and Limit Exceedances

Month	Parameter	Concentration (mg/L)	Objective (mg/L)	Issue
March	TSS	21.5	15	High influent flows caused by heavy rainfall and snowmelt exceeded the design capacity, reducing the available settling time for solids.
April	TSS	24.5	15	Lower lagoon levels causing increased TSS
March	TAN	7.2	6.0	Attributed to cold weather
April	TAN	6.66	6.0	Attributed to cold weather
Month	Parameter	Concentration (mpn/100m)	Limit (mpn/100m)	Issue
March	E.coli	300	150	Attributed to a substantial number of migrating waterfowl residing in and around the lagoons. Attributed to a large amount of migrating waterfowl residing at the lagoons

Sludge Generation

Sludge accumulates on the bottom of the lagoon cells over time. The large surface area of the Ripley Lagoons helps to reduce overall sludge accumulation by allowing solids to settle more evenly. The estimated sludge generation for 2025 was 120 m³, and no sludge was removed during the year. For 2026, sludge accumulation is estimated to be approximately 130 m³.

Complaints

There were no complaints received for the Ripley Lagoons or WWC system in 2025.

Bypass, Overflows, Spills and Abnormal Discharge Events

The ECA requires additional daily sampling when a bypass, overflow or spill event occurs. In 2025, there were no bypasses, overflows, or spills in the Ripley Lagoons or WWC systems.

On April 3, a significant rainfall event combined with snowmelt resulted in elevated influent flows within the collection system. While no spills or overflows occurred, operators were required to arrange two vacuum trucks to draw down the manhole adjacent of the SPS. This measure was necessary to support the pumping station in managing the increased hydraulic load, as the sewage pumps alone were unable to keep up and to prevent a potential spill within the collection system.

Notice of Modification to the Works/Alterations to the Authorized System

There were no 'Notice of Modification to Sewage Works' forms completed in 2025.

No alterations occurred in the collection system which would have posed any significant threat to the drinking water systems in 2025.

Summary of Efforts made to achieve conformance with F-5-1

The Ripley Lagoon System consists of four (4) lagoon cells: Three (3) anaerobic cells and one (1) aerated cell. The facility is designed to discharge treated lagoon effluent between October 15 and May 1, during the summer months the lagoons operate as storage. Alum is continuously dosed into the influent entering cell 1 to enhance solids settling and phosphorus removal. The treatment components are capable of producing effluent quality that exceeds the effluent design objectives specified in Procedure F-5-1. The Ripley Lagoons are required to achieve higher effluent quality standards than the effluent guideline criteria as specified in the ECA.

In 2026, manhole inspections are being completed throughout the Ripley collection system. The Sewage Pumping Stations are cleaned on a bi-annual basis to prevent grease buildup and debris that could affect pump or pipe performance.

Additional Information the Water Supervisor Requires

No additional information requests were made in 2025.

Appendix A

Monitoring Data

Customized Monthly Report

From 01/01/2025 to 12/31/2025

Facility Name: RIPLEY WASTEWATER TREATMENT AND COLLECTION
Receiver:

Facility Org Number: 6062
Facility Owner:
Service Population:

Works: 110002773
Facility Classification:
Total Design Capacity:



													2025													
South Pine River - Downstream													Mar 2025	Apr 2025	Nov 2025	Dec 2025	Total	Avg	Max	Min						
Total Ammonia Nitrogen: NH3 + NH4+ as N - mg/L																										
Lab Count													2.00	4.00			3.00	2.00	11.00							
Lab Month.Max													< 0.10	0.80			0.20	0.20				0.80				
Lab Month.Mean													< 0.10	0.48			< 0.13	< 0.15		<	0.25					
Lab Month.Min													< 0.10	0.20			< 0.10	< 0.10					< 0.10			
pH - ---																										
IH Edited Count													3.00	3.00			3.00	2.00	11.00							
IH Month.Max													8.35	8.31			8.08	7.52				8.35				
IH Month.Mean													8.19	7.86			7.83	7.42			7.86					
IH Month.Min													8.06	7.31			7.58	7.32					7.31			
Effluent													Mar 2025	Apr 2025	May 2025	Jun 2025	Jul 2025	Aug 2025	Sep 2025	Oct 2025	Nov 2025	Dec 2025	Total	Avg	Max	Min
Carbonaceous Biochemical Oxygen Demand: CBOD5 - mg/L																										
Count													4.00	9.00	0.00	0.00	0.00	0.00	0.00	6.00	4.00	23.00				
Lab Count													4.00	9.00					6.00	4.00	23.00					
Lab Month.Max													11.00	12.00					5.00	6.00			12.00			
Lab Month.Mean													8.50	8.11					< 4.67	5.50		<	6.83			
Lab Month.Min													7.00	6.00					< 4.00	5.00				< 4.00		
Count													4.00	9.00	0.00	0.00	0.00	0.00	6.00	4.00	23.00					
GMD													300.35	17.61					12.08	7.40						
Lab Count													4.00	9.00					6.00	4.00	23.00					
Lab Month.Max													1046.00	1986.00					31.00	15.00			1986.00			
Lab Month.Mean													423.25	327.00					14.50	8.50			206.83			
Lab Month.Min													118.00	1.00					4.00	4.00				1.00		
Flow - m³/d																										
IH Edited Count													10.00	30.00					18.00	10.00	68.00					
IH Month.Max													3444.10	5560.90					3326.80	3699.20			5560.90			
IH Month.Mean													1909.68	3273.15					2772.52	2564.96			2835.98			
IH Month.Min													581.10	858.20					1455.70	683.80				581.10		
IH Month.Total													19096.80	98194.50					49905.40	25649.60	192846.30					
Hydrogen Sulfide: H2S - mg/L																										
Lab Count													4.00	9.00					6.00	4.00	23.00					
Lab Month.Max													< 0.02	< 0.02					< 0.02	< 0.02		<	0.02			
Lab Month.Mean													< 0.02	< 0.02					< 0.02	< 0.02		<	0.02			
Lab Month.Min													< 0.02	< 0.02					< 0.02	< 0.02				< 0.02		
Un-ionized Ammonia: NH3 - mg/L																										

Customized Monthly Report

From 01/01/2025 to 12/31/2025

Facility Name: RIPLEY WASTEWATER TREATMENT AND COLLECTION
Receiver:

Facility Org Number: 6062
Facility Owner:
Service Population:

Works: 110002773
Facility Classification:
Total Design Capacity:



Count				4.00	7.00	0.00	0.00	0.00	0.00	0.00	0.00	0.00	6.00	4.00	21.00				
IH Edited Count				4.00	7.00								6.00	4.00	21.00				
IH Month.Max				0.25	0.30								0.03	0.02				0.30	
IH Month.Mean				0.15	0.06								0.01	0.02		0.06			
IH Month.Min				0.07	0.00								0.00	0.01					0.00
Total Ammonia Nitrogen: NH3 + NH4+ as N - mg/L																			
Count				4.00	9.00	0.00	0.00	0.00	0.00	0.00	0.00	0.00	6.00	4.00	23.00				
Lab Count				4.00	9.00								6.00	4.00	23.00				
Lab Month.Max				8.40	8.50								2.10	2.40				8.50	
Lab Month.Mean				7.20	6.66								1.62	2.13		4.65			
Lab Month.Min				6.40	4.40								1.10	1.80					1.10
Nitrite as N: NO2-N - mg/L																			
Count				4.00	9.00	0.00	0.00	0.00	0.00	0.00	0.00	0.00	6.00	4.00	23.00				
Lab Count				4.00	9.00								6.00	4.00	23.00				
Lab Month.Max				0.04	0.28								< 0.03	< 0.03				0.28	
Lab Month.Mean				< 0.03	0.15								< 0.03	< 0.03		< 0.08			
Lab Month.Min				< 0.03	0.04								< 0.03	< 0.03					< 0.03
Nitrate as N: NO3-N - mg/L																			
Count				4.00	9.00	0.00	0.00	0.00	0.00	0.00	0.00	0.00	6.00	4.00	23.00				
Lab Count				4.00	9.00								6.00	4.00	23.00				
Lab Month.Max				0.40	1.62								0.91	0.77				1.62	
Lab Month.Mean				0.29	0.99								0.60	0.74		0.72			
Lab Month.Min				0.19	0.44								0.35	0.69					0.19
pH - ---																			
IH Edited Count				5.00	7.00								6.00	4.00	22.00				
IH Month.Max				8.36	8.39								7.99	7.99				8.39	
IH Month.Mean				8.00	7.35								7.64	7.83		7.66			
IH Month.Min				7.66	6.55								7.42	7.51					6.55
pH Field: Lab Upload - ---																			
Count				5.00	12.00	0.00	0.00	0.00	0.00	0.00	0.00	0.00	15.00	4.00	36.00				
IH Edited Count				5.00	12.00								15.00	4.00	36.00				
IH Month.Max				8.36	8.39								7.99	7.99				8.39	
IH Month.Mean				8.15	7.44								7.62	7.83		7.66			
IH Month.Min				7.85	6.55								7.42	7.51					6.55
Sulphide - mg/L																			
Lab Count				4.00	9.00								6.00	4.00	23.00				
Lab Month.Max				< 0.02	< 0.02								< 0.02	< 0.02				< 0.02	
Lab Month.Mean				< 0.02	< 0.02								< 0.02	< 0.02		< 0.02			

Customized Monthly Report

From 01/01/2025 to 12/31/2025

Facility Name: RIPLEY WASTEWATER TREATMENT AND COLLECTION
Receiver:

Facility Org Number: 6062
Facility Owner:
Service Population:

Works: 110002773
Facility Classification:
Total Design Capacity:



	Jan 2025	Feb 2025	Mar 2025	Apr 2025	May 2025	Jun 2025	Jul 2025	Aug 2025	Sep 2025	Oct 2025	Nov 2025	Dec 2025	Total	Avg	Max	Min
2025																
Sept																
Lab Count	2.00	2.00	3.00	3.00	2.00	3.00	2.00	2.00	3.00	2.00	2.00	2.00	28.00			
Lab Month.Max	57.00	43.40	41.30	47.20	49.70	51.50	35.70	54.60	46.80	58.00	38.30	46.00			58.00	
Lab Month.Mean	52.00	34.30	18.90	35.07	45.00	43.00	35.10	42.55	35.73	38.65	36.85	38.70		37.30		
Lab Month.Min	47.00	25.20	6.60	28.40	40.30	32.50	34.50	30.50	28.90	19.30	35.40	31.40				6.60
Total Phosphorus: TP - mg/L																
Lab Count	2.00	2.00	3.00	3.00	2.00	3.00	2.00	2.00	3.00	2.00	2.00	2.00	28.00			
Lab Month.Max	42.70	3.84	4.55	5.04	5.08	4.27	3.81	5.24	4.73	5.31	8.44	6.40			42.70	
Lab Month.Mean	23.81	3.30	2.12	3.28	4.50	3.47	3.68	4.30	3.84	2.81	6.00	4.52		5.14		
Lab Month.Min	4.91	2.75	0.71	1.72	3.91	2.46	3.55	3.36	2.71	0.30	3.56	2.63				0.30
Total Suspended Solids: TSS - mg/L																
Count	2.00	2.00	3.00	3.00	2.00	3.00	2.00	2.00	3.00	2.00	2.00	2.00	28.00			
Lab Count	2.00	2.00	3.00	3.00	2.00	3.00	2.00	2.00	3.00	2.00	2.00	2.00	28.00			
Lab Month.Max	677.00	271.00	187.00	285.00	325.00	274.00	174.00	114.00	128.00	142.00	331.00	543.00			677.00	
Lab Month.Mean	444.00	231.00	94.00	212.00	276.50	206.33	134.00	112.50	108.33	141.00	248.00	414.50		209.46		
Lab Month.Min	211.00	191.00	34.00	171.00	228.00	161.00	94.00	111.00	69.00	140.00	165.00	286.00				34.00

Biochemical Oxygen Demand: BOD5 - mg/L																
Lab Count	0.00		2.00	2.00	1.00	1.00	1.00	2.00	1.00	2.00	1.00	1.00	14.00			
Lab Month.Max			> 8620.00	2260.00	1190.00	3780.00	1130.00	7760.00	6290.00	6720.00	1390.00	1020.00			> 8620.00	
Lab Month.Mean			> 4338.50	1940.00	1190.00	3780.00	1130.00	4995.00	6290.00	5125.00	1390.00	1020.00		> 3399.79		
Lab Month.Min			57.00	1620.00	1190.00	3780.00	1130.00	2230.00	6290.00	3530.00	1390.00	1020.00				57.00
Lab Count	0.00		2.00	2.00	1.00	1.00	1.00	2.00	1.00	2.00	1.00	1.00	14.00			
Lab Month.Max			136.00	88.80	101.00	267.00	147.00	1210.00	200.00	3040.00	123.00	143.00			3040.00	
Lab Month.Mean			115.90	87.25	101.00	267.00	147.00	684.50	200.00	1585.50	123.00	143.00		423.38		
Lab Month.Min			95.80	85.70	101.00	267.00	147.00	159.00	200.00	131.00	123.00	143.00				85.70
Total Kjeldahl Nitrogen: TKN - mg/L																
Lab Count	0.00		2.00	2.00	1.00	1.00	1.00	2.00	1.00	2.00	1.00	1.00	14.00			
Lab Month.Max			1920.00	302.00	174.00	747.00	322.00	2740.00	410.00	3520.00	294.00	167.00			3520.00	
Lab Month.Mean			1047.50	225.00	174.00	747.00	322.00	1625.00	410.00	2005.50	294.00	167.00		851.43		
Lab Month.Min			175.00	148.00	174.00	747.00	322.00	510.00	410.00	491.00	294.00	167.00				148.00
Total Phosphorus: TP - mg/L																
Lab Count	0.00		2.00	2.00	1.00	1.00	1.00	2.00	1.00	2.00	1.00	1.00	14.00			
Lab Month.Max			212.00	54.80	27.20	184.00	51.20	243.00	96.20	320.00	54.30	18.10			320.00	
Lab Month.Mean			116.50	36.80	27.20	184.00	51.20	168.30	96.20	193.90	54.30	18.10		104.43		
Lab Month.Min			21.00	18.80	27.20	184.00	51.20	93.60	96.20	67.80	54.30	18.10				18.10
Total Suspended Solids: TSS - mg/L																

Customized Monthly Report

From 01/01/2025 to 12/31/2025

Facility Name: RIPLEY WASTEWATER TREATMENT AND COLLECTION
Receiver:

Facility Org Number: 6062
Facility Owner:
Service Population:

Works: 110002773
Facility Classification:
Total Design Capacity:



Lab Count	0.00		2.00	2.00	1.00	1.00	1.00	2.00	1.00	2.00	1.00	1.00	14.00				
Lab Month.Max			15000.00	4850.00	1790.00	14400.00	3080.00	9170.00	5740.00	8730.00	6100.00	450.00				15000.00	
Lab Month.Mean			7608.00	3375.00	1790.00	14400.00	3080.00	6590.00	5740.00	8400.00	6100.00	450.00		5964.71			
Lab Month.Min			216.00	1900.00	1790.00	14400.00	3080.00	4010.00	5740.00	8070.00	6100.00	450.00					216.00
2025																	
South Pine River - Upstream	Jan 2025		Mar 2025	Apr 2025	May 2025	Jun 2025	Jul 2025	Aug 2025	Sep 2025	Oct 2025	Nov 2025	Dec 2025	Total	Avg	Max	Min	

Un-ionized Ammonia: NH3-1 - mg/L																	
Count			2.00	3.00	0.00	0.00	0.00	0.00	0.00	0.00	3.00	2.00	10.00				
IH Edited Count	0.00		2.00	3.00							3.00	2.00	10.00				
IH Month.Max			0.00	0.01							0.00	0.00				0.01	
IH Month.Mean			0.00	0.00							0.00	0.00		0.00			
Total Ammonia Nitrogen: NH3 + NH4+ as N - mg/L																	
Lab Count	0.00		2.00	4.00							3.00	2.00	11.00				
Lab Month.Max			< 0.10	< 0.10							< 0.10	< 0.10			< 0.10		
Lab Month.Mean			< 0.10	< 0.10							< 0.10	< 0.10		< 0.10			
Lab Month.Min			< 0.10	< 0.10							< 0.10	< 0.10				< 0.10	
pH ---																	
IH Edited Count	0.00		3.00	3.00							3.00	2.00	11.00				
IH Month.Max			8.39	8.35							8.12	7.67				8.39	
IH Month.Mean			8.21	7.80							7.98	7.47		7.90			
IH Month.Min			8.10	7.39							7.73	7.26					7.26

Appendix B

Maintenance Summary

Workorder Summary Report

 Report Start Date: Jan 1, 2025 12:00 AM
 Report End Date: Dec 31, 2025 11:59 PM
 Location: 6062,6062-SPRI,6062-WWRI
 Work Order Type: PM
 Work Order Class:

				WorkOrder		PM Schedule		Workorder Details					
WO #	Asset ID	Asset Description	Location Description	Type	Class	FEQ	Units	Work Order Description	Status	Schedule Start	Actual Start	Actual Finsh	WorkLog Detail
4471756			Ripley Wastewater Treatment Collection System	PM	HEALTH AND SAFETY	1	MONTHS	Health & Safety Ripley WWTS Route Insp/Service (1m) - 6062	CLOSE	4/1/25 12:00 AM	8/20/25 12:45 PM	8/20/25 12:45 PM	-Completed within the month of April by VH
4471767			Ripley Wastewater Treatment Collection System	PM	Inspection	1	MONTHS	Generator c/w Diesel Engine Ripley WWTS Route Insp/Service (1m/1y) - 6062	CLOSE	4/1/25 12:00 AM	8/1/25 01:33 PM	8/1/25 01:33 PM	Generator not tested this month -
4471792	0000405440	VALVE AIR RELEASE AV01 HEADER RIPLEY PS	6062, Ripley Sewage Pumping Station	PM	Refurbish/ Replace/Repair	1	YEARS	Air Release Valve AV01 Header Ripley PS Insp/Service (1y) - 6062	CLOSE	4/1/25 12:00 AM	10/3/25 02:02 PM	10/3/25 02:02 PM	
4471800			Ripley Wastewater Treatment Collection System	PM	Inspection	1	MONTHS	Lagoon Cells Ripley WWTP Route Insp/Service (1m/6m/1y) - 6062	CLOSE	4/1/25 12:00 AM	9/24/25 01:31 PM	9/24/25 01:31 PM	-Completed inspections as part of the weekly operational rounds and checks, for the month of April.
4528511			Ripley Wastewater Treatment Collection System	PM	HEALTH AND SAFETY	1	MONTHS	Health & Safety Ripley WWTS Route Insp/Service (1m) - 6062	CLOSE	5/1/25 12:00 AM	8/20/25 12:46 PM	8/20/25 12:46 PM	-Completed within the month of May by VH.
4528522			Ripley Wastewater Treatment Collection System	PM	Inspection	1	MONTHS	Generator c/w Diesel Engine Ripley WWTS Route Insp/Service (1m/1y) - 6062	CLOSE	5/1/25 12:00 AM	8/1/25 01:30 PM	8/1/25 01:30 PM	Generator not tested this month -
4528541	0000165633	FAN EXHAUST EF-01 HVAC SYS RIPLEY WWTP	6062, Ripley Wastewater Treatment Plant	PM	Refurbish/ Replace/Repair	1	YEARS	Fan Exhaust EF-01 Ripley WWTP Insp/Service (1y) - 6062	CLOSE	5/1/25 12:00 AM	10/3/25 02:40 PM	10/3/25 02:40 PM	
4528554			Ripley Wastewater Treatment Collection System	PM	Refurbish/ Replace/Repair	1	YEARS	Air Blower and Motor Ripley WWTS Route Insp/Service (1y) - 6062	CLOSE	5/1/25 12:00 AM	10/3/25 01:45 PM	10/3/25 01:45 PM	
4528567			Ripley Wastewater Treatment Collection System	PM	Inspection	1	MONTHS	Lagoon Cells Ripley WWTP Route Insp/Service (1m/6m/1y) - 6062	CLOSE	5/1/25 12:00 AM	9/24/25 01:35 PM	9/24/25 01:35 PM	-Completed inspections as part of the operational rounds and checks for the month May.
4596895			Ripley Wastewater Treatment Collection System	PM	HEALTH AND SAFETY	1	MONTHS	Health & Safety Ripley WWTS Route Insp/Service (1m) - 6062	CLOSE	6/1/25 12:00 AM	9/16/25 03:15 PM	9/16/25 03:15 PM	june health and safety -Health and safety checks done for june.
4596906			Ripley Wastewater Treatment Collection System	PM	Inspection	1	MONTHS	Generator c/w Diesel Engine Ripley WWTS Route Insp/Service (1m/1y) - 6062	CLOSE	6/1/25 12:00 AM	8/1/25 01:25 PM	8/1/25 01:25 PM	Completed June 26th by MM -
4596925	0000165634	TANK STORAGE ALUM RIPLEY PS	6062, Ripley Sewage Pumping Station	PM	Inspection	1	YEARS	Tank Storage Alum Ripley PS Insp/Service (1y) - 6062	CLOSE	6/1/25 12:00 AM	10/3/25 02:08 PM	10/3/25 02:08 PM	
4596931	0000405428	PANEL ALARM/DIALER RIPLEY PS	6062, Ripley Sewage Pumping Station	PM	Inspection	1	YEARS	Panel Alarm/Dialer Ripley PS Insp/Service (1y) - 6062	CLOSE	6/1/25 12:00 AM	10/3/25 01:48 PM	10/3/25 01:48 PM	

Workorder Summary Report

 Report Start Date: Jan 1, 2025 12:00 AM
 Report End Date: Dec 31, 2025 11:59 PM
 Location: 6062,6062-SPRI,6062-WWRI
 Work Order Type: PM
 Work Order Class:

				WorkOrder		PM Schedule		Workorder Details					
WO #	Asset ID	Asset Description	Location Description	Type	Class	FEQ	Units	Work Order Description	Status	Schedule Start	Actual Start	Actual Finsh	WorkLog Detail
4596944	0000405444	PANEL CONTROL RAW SEWAGE PUMPS RIPLEY PS	6062, Ripley Sewage Pumping Station	PM	Refurbish/ Replace/Repair	1	YEARS	Panel Control Raw Sewage Pumps Ripley PS Insp/Service (1y) - 6062	CLOSE	6/1/25 12:00 AM	10/3/25 02:12 PM	10/3/25 02:12 PM	
4596946			Ripley Wastewater Treatment Collection System	PM	Inspection	1	MONTHS	Lagoon Cells Ripley WWTP Route Insp/Service (1m/6m/1y) - 6062	CLOSE	6/1/25 12:00 AM	9/24/25 01:36 PM	9/24/25 01:36 PM	-Completed as part of the weekly operational rounds and checks for the month of June.
4598102	0000165619	ENGINE DIESEL STANDBY GENERATOR RIPLEY PS	6062, Ripley Sewage Pumping Station	PM	Predictive Maintenance	6	MONTHS	Oil Analysis Diesel Engine Ripley PS Insp/Service (6m) - 6062	CLOSE	6/1/25 12:00 AM	9/26/25 10:34 AM	9/26/25 10:34 AM	Annual service completed June 22 by Sommers -
4610348			Ripley Wastewater Treatment Collection System	PM	HEALTH AND SAFETY	1	MONTHS	Health & Safety Ripley WWTS Route Insp/Service (1m) HK-6062	CLOSE	7/1/25 12:00 AM	9/16/25 03:23 PM	9/16/25 03:23 PM	june health and saftey -In June, completed health and safety checklist for June.
4610359			Ripley Wastewater Treatment Collection System	PM	Inspection	1	MONTHS	Generator c/w Diesel Engine Ripley WWTS Route Insp/Service (1m/1y) HK-6062	CLOSE	7/1/25 12:00 AM	7/23/25 08:12 AM	7/23/25 08:12 AM	Generator Inspection Complete -Completed Ripley SPS Generator Inspection with Sommers on 07/22/2025
4610378	0000165620	METER LEVEL LIT-01 WET WELL RIPLEY PS	6062, Ripley Sewage Pumping Station	PM	Calibration	1	YEARS	Level Meter LIT-01 Wet Well Ripley PS Insp/Service (1y) HK-6062	CLOSE	7/1/25 12:00 AM	10/3/25 02:19 PM	10/3/25 02:19 PM	
4610383	0000405429	METER FLOW FIT-01 RAW SEWAGE RIPLEY PS	6062, Ripley Sewage Pumping Station	PM	Calibration	1	YEARS	Flow Meter FIT-01 Raw Sewage Ripley PS Insp/Service (1y) HK-6062	CLOSE	7/1/25 12:00 AM	10/3/25 02:11 PM	10/3/25 02:11 PM	
4610386	0000405433	SAMPLER AUTOMATIC RAW SEWAGE RIPLEY PS	6062, Ripley Sewage Pumping Station	PM	Refurbish/ Replace/Repair	1	YEARS	Automatic Sampler Raw Sewage Ripley PS Insp/Service (1y) HK-6062	CLOSE	7/1/25 12:00 AM	10/3/25 02:28 PM	10/3/25 02:28 PM	
4610398			Ripley Wastewater Treatment Collection System	PM	Inspection	1	MONTHS	Lagoon Cells Ripley WWTP Route Insp/Service (1m/6m/1y) HK-6062	CLOSE	7/1/25 12:00 AM	9/24/25 01:36 PM	9/24/25 01:36 PM	-Completed as part of the weekly operational rounds and checks, for the month of July.

Workorder Summary Report

 Report Start Date: Jan 1, 2025 12:00 AM
 Report End Date: Dec 31, 2025 11:59 PM
 Location: 6062,6062-SPRI,6062-WWRI
 Work Order Type: PM
 Work Order Class:

				WorkOrder		PM Schedule		Workorder Details					
WO #	Asset ID	Asset Description	Location Description	Type	Class	FEQ	Units	Work Order Description	Status	Schedule Start	Actual Start	Actual Finsh	WorkLog Detail
4614429			6062, Ripley Wastewater Treatment Plant	PM	Compliance	1	MONTHS	Ripley WWTP Routine Sampling (1y) HK - 6062	CLOSE	7/1/25 12:00 AM	10/2/25 02:28 PM	10/2/25 02:28 PM	Septage Receiving Samples -Obtained August septage receiving samples from Amberley Septic and Huron Toilets. August 18th - Raw Grab Sample -Obtained raw sewage grab sample. September 02 - Composite Raw Sample -Obtained first 3 of the composite raw samples. Septage receiving samples -On site for sewage receiving from Amberley Septic. Sept. 3 composite sample -Completed and obtained composite sample. raw grab samples -Obtained raw grab samples. raw grab samples -Obtained raw grab samples on september 29th.
4614598	0000405428	PANEL ALARM/DIALER RIPLEY PS	6062, Ripley Sewage Pumping Station	PM	Inspection	1	MONTHS	Monthly Critical Alarm Testing Ripley PS Insp/Service (1m) HK-6062	CLOSE	7/1/25 12:00 AM	7/23/25 12:04 PM	7/23/25 12:04 PM	Monthly Alarm completed -
4699902			Ripley Wastewater Treatment Collection System	PM	HEALTH AND SAFETY	1	MONTHS	Health & Safety Ripley WWTS Route Insp/Service (1m) HK-6062	CLOSE	8/1/25 12:00 AM	8/20/25 12:35 PM	8/20/25 12:35 PM	August 20th - Health and Safety checks -Completed August Health and Safety checks for the month of August for Ripley SPS and Ripley Lagoon.
4699913			Ripley Wastewater Treatment Collection System	PM	HEALTH AND SAFETY	1	YEARS	Lifting Device Inspection Ripley WWTS Route Insp/Service (1y) HK-6062	CLOSE	8/1/25 12:00 AM	10/3/25 02:14 PM	10/3/25 02:14 PM	
4699916			Ripley Wastewater Treatment Collection System	PM	Refurbish/Replace/Repair	1	YEARS	Submersible Pumps Raw Sewage Ripley PS Route Insp/Service (1y) HK-6062	CLOSE	8/1/25 12:00 AM	10/3/25 02:15 PM	10/3/25 02:15 PM	
4699925			Ripley Wastewater Treatment Collection System	PM	Inspection	1	MONTHS	Generator c/w Diesel Engine Ripley WWTS Route Insp/Service (1m/1y) HK-6062	CLOSE	8/1/25 12:00 AM	8/20/25 12:40 PM	8/20/25 12:40 PM	Monthly Generator Testing -Completed monthly generator testing on August 20th.

Workorder Summary Report

 Report Start Date: Jan 1, 2025 12:00 AM
 Report End Date: Dec 31, 2025 11:59 PM
 Location: 6062,6062-SPRI,6062-WWRI
 Work Order Type: PM
 Work Order Class:

				WorkOrder		PM Schedule		Workorder Details					
WO #	Asset ID	Asset Description	Location Description	Type	Class	FEQ	Units	Work Order Description	Status	Schedule Start	Actual Start	Actual Finsh	WorkLog Detail
4699950	0000405447	TANK PROCESS RAW SEWAGE WET WELL RIPLEY PS	6062, Ripley Sewage Pumping Station	PM	Refurbish/ Replace/Repair	6	MONTHS	Tank Wet Well Raw Sewage Ripley PS Insp/Service (1y) HK-6062	CLOSE	8/1/25 12:00 AM	11/13/25 01:53 PM	11/13/25 01:53 PM	Ripley SPS Wet Well Cleaning w/ CT Environmental - • worked with CT Environmental to clean both Ripley Main SPS and the Community Centre SPS • Dumped contents that were removed in the Ripley Lagoon • All good
4699959			Ripley Wastewater Treatment Collection System	PM	Refurbish/ Replace/Repair	1	YEARS	Gate Valve Ripley PS Route Exercise/Insp/Service (1y) HK-6062	COMP	8/1/25 12:00 AM	2/13/26 03:05 PM	2/13/26 03:05 PM	Exercised valves - no issues noted - Exercised valves -
4699962			Ripley Wastewater Treatment Collection System	PM	Refurbish/ Replace/Repair	1	YEARS	Butterfly Valve Ripley WWTP Route Exercise/Insp/Service (1y) HK-6062	COMP	8/1/25 12:00 AM	2/13/26 03:06 PM	2/13/26 03:06 PM	exercised valves - no issues - Exercised valves -
4699969			Ripley Wastewater Treatment Collection System	PM	Inspection	1	MONTHS	Lagoon Cells Ripley WWTP Route Insp/Service (1m/6m/1y) HK-6062	CLOSE	8/1/25 12:00 AM	9/4/25 04:15 PM	9/4/25 04:15 PM	-Completed Weekly Lagoon checks for Ripley Lagoon.
4701571	0000405428	PANEL ALARM/ DIALER RIPLEY PS	6062, Ripley Sewage Pumping Station	PM	Inspection	1	MONTHS	Monthly Critical Alarm Testing Ripley PS Insp/Service (1m) HK-6062	CLOSE	8/1/25 12:00 AM	8/19/25 10:13 AM	8/19/25 10:13 AM	August 19th - Monthly Alarm Testing -Conducted monthly alarm testing at the SPS, tested alum room flood alarm.
4751568			Ripley Wastewater Treatment Collection System	PM	HEALTH AND SAFETY	1	MONTHS	Health & Safety Ripley WWTS Route Insp/Service (1m) HK-6062	CLOSE	9/1/25 12:00 AM	9/16/25 03:20 PM	9/16/25 03:20 PM	September Monthly Health and Safety Checks -Completed monthly health and safety checks for Ripley.
4751579			Ripley Wastewater Treatment Collection System	PM	Inspection	1	MONTHS	Generator c/w Diesel Engine Ripley WWTS Route Insp/Service (1m/1y) HK-6062	CLOSE	9/1/25 12:00 AM	9/16/25 02:41 PM	9/16/25 02:41 PM	generator testing -Generator ran on September 14 due to power outage.
4751604	0000405473	VALVE SLUICE GATE RAW SEWAGE INFLOW WET WELL RIPLEY PS	6062, Ripley Sewage Pumping Station	PM	Inspection	1	YEARS	Sluice Gate Raw Sewage Inflow Wet Well Ripley PS Insp/Service (1y) HK-6062	CLOSE	9/1/25 12:00 AM	10/3/25 02:26 PM	10/3/25 02:26 PM	

Workorder Summary Report

 Report Start Date: Jan 1, 2025 12:00 AM
 Report End Date: Dec 31, 2025 11:59 PM
 Location: 6062,6062-SPRI,6062-WWRI
 Work Order Type: PM
 Work Order Class:

				WorkOrder		PM Schedule		Workorder Details					
WO #	Asset ID	Asset Description	Location Description	Type	Class	FEQ	Units	Work Order Description	Status	Schedule Start	Actual Start	Actual Finsh	WorkLog Detail
4751607			Ripley Wastewater Treatment Collection System	PM	Inspection	1	MONTHS	Lagoon Cells Ripley WWTP Route Insp/Service (1m/6m/1y) HK-6062	CLOSE	9/1/25 12:00 AM	10/2/25 02:31 PM	10/2/25 02:31 PM	cell measurments -Measured cell 2 and cell 3 on September 15. cell measurments -Measured cell 3. cell measurments -Measured cell 2 and cell 3. cell measurments -Measured cell 3. cell measurments -Measured cell 2 and cell 3.
4753273	0000405428	PANEL ALARM/ DIALER RIPLEY PS	6062, Ripley Sewage Pumping Station	PM	Inspection	1	MONTHS	Monthly Critical Alarm Testing Ripley PS Insp/Service (1m) HK-6062	CLOSE	9/2/25 12:00 AM	9/26/25 02:57 PM	9/26/25 02:57 PM	Critical Alarm Testing -On SCADA tested Low Chlorine and Low Reservoir Level alarms for Ripley Pumping Station. Monthly Alarm Testing -Conducted monthly alarm testing at the Ripley SPS.
4805519			Ripley Wastewater Treatment Collection System	PM	HEALTH AND SAFETY	1	MONTHS	Health & Safety Ripley WWTS Route Insp/Service (1m) HK-6062	CLOSE	10/1/25 12:00 AM	10/8/25 12:56 PM	10/8/25 12:56 PM	Ripley SPS - Completed monthly health and safety checks for the Ripley SPS for the month of October. Ripley Lagoon - Completed monthly health and safety checks for the Ripley lagoon for the month of October.
4805530			Ripley Wastewater Treatment Collection System	PM	Refurbish/ Replace/Repair	1	MONTHS	Generator c/w Diesel Engine Ripley WWTS Route Insp/Service (1m/1y) HK-6062	CLOSE	10/1/25 12:00 AM	11/6/25 02:25 PM	11/6/25 02:25 PM	october generator testing ripley sps -In October, completed sps monthly generator testing.
4805560			Ripley Wastewater Treatment Collection System	PM	Refurbish/ Replace/Repair	3	YEARS	Air Transformer Ripley WWTS Route Insp/Service (3y) HK-6062	COMP	10/1/25 12:00 AM	2/17/26 12:00 PM	2/17/26 12:00 PM	

Workorder Summary Report

 Report Start Date: Jan 1, 2025 12:00 AM
 Report End Date: Dec 31, 2025 11:59 PM
 Location: 6062,6062-SPRI,6062-WWRI
 Work Order Type: PM
 Work Order Class:

				WorkOrder		PM Schedule		Workorder Details					
WO #	Asset ID	Asset Description	Location Description	Type	Class	FEQ	Units	Work Order Description	Status	Schedule Start	Actual Start	Actual Finsh	WorkLog Detail
4805563			Ripley Wastewater Treatment Collection System	PM	Inspection	1	MONTHS	Lagoon Cells Ripley WWTP Route Insp/Service (1m/6m/1y) HK-6062	CLOSE	10/1/25 12:00 AM	12/10/25 03:32 PM	12/10/25 03:32 PM	Novemeber lagoon inspections -In November, all inspections completed.
4806974			6062, Ripley Wastewater Treatment Plant	PM	Compliance	1	MONTHS	Ripley WWTP Routine Sampling (1m) HK - 6062	CLOSE	10/1/25 12:00 AM	11/6/25 02:26 PM	11/6/25 02:26 PM	raw grab samples -Obtained raw grab samples. septage receiving samples -Obtained samples from HT Dale. Raw Influent - Grab Sample - Obtained raw influent grab sample. october sampling -In October, completed all monthly sampling
4807225	0000405428	PANEL ALARM/DIALER RIPLEY PS	6062, Ripley Sewage Pumping Station	PM	Inspection	1	MONTHS	Monthly Critical Alarm Testing Ripley PS Insp/Service (1m) HK-6062	CLOSE	10/1/25 12:00 AM	11/6/25 02:23 PM	11/6/25 02:23 PM	october alarm testing -In October, completed alarm testing.
4807693			6062, Ripley Sewage Pumping Station	PM	Inspection	1	MONTHS	Ripley SPS Alum Injector Insp/Service (1m) HK-6062	CLOSE	10/1/25 12:00 AM	12/17/25 12:08 PM	12/17/25 12:08 PM	Not cleaned this month -
4853691			Ripley Wastewater Treatment Collection System	PM	HEALTH AND SAFETY	1	MONTHS	Health & Safety Ripley WWTS Route Insp/Service (1m) HK-6062	CLOSE	11/1/25 12:00 AM	12/10/25 03:43 PM	12/10/25 03:43 PM	December Health and Safety checks. -On December 3, completed site health and safety checks.
4853702			Ripley Wastewater Treatment Collection System	PM	Inspection	1	MONTHS	Generator c/w Diesel Engine Ripley WWTS Route Insp/Service (1m/1y) HK-6062	CLOSE	11/1/25 12:00 AM	11/12/25 03:22 PM	11/12/25 03:22 PM	Power Outage - Generator Ran -Power outage on November 11, generator ran.
4853721	0000165615	SWITCH TRANSFER AUTOMATIC ATS RIPLEY PS	6062, Ripley Sewage Pumping Station	PM	Refurbish/Replace/Repair	1	YEARS	Transfer Switch ATS Ripley PS Insp/Service (1y) HK-6062	CLOSE	11/1/25 12:00 AM	12/17/25 12:09 PM	12/17/25 12:09 PM	Inspected - Transfer switch was inspected by Generator technician in June during annual inspection. Generator is tested monthly, no issues noted

Workorder Summary Report

Report Start Date: Jan 1, 2025 12:00 AM
 Report End Date: Dec 31, 2025 11:59 PM
 Location: 6062,6062-SPRI,6062-WWRI
 Work Order Type: PM
 Work Order Class:

				WorkOrder		PM Schedule		Workorder Details					
WO #	Asset ID	Asset Description	Location Description	Type	Class	FEQ	Units	Work Order Description	Status	Schedule Start	Actual Start	Actual Finsh	WorkLog Detail
4853738			Ripley Wastewater Treatment Collection System	PM	Inspection	1	MONTHS	Lagoon Cells Ripley WWTP Route Insp/Service (1m/6m/1y) HK-6062	CLOSE	11/1/25 12:00 AM	12/10/25 03:31 PM	12/10/25 03:31 PM	Ripley Lagoon Inspection -Measured Cell 1, 2 and 3. Completed operational rounds and checks. Completed berm inspection. November 13 - started Discharge - Started the fall discharge, completed in house lab, rounds, measured cell 2 and 3. November 17 - Discharge/Rounds -Completed discharge rounds and checks. November lagoon inspection -In November, all routine inspection and rounds completed.
4853816	0000165644	PUMP SUBMERSIBLE SUMP RIPLEY PS	6062, Ripley Sewage Pumping Station	PM	Refurbish/ Replace/Repair	1	YEARS	Pump Submersible Sump Basement Ripley PS Insp/Service (1y) HK-6062	CLOSE	11/1/25 12:00 AM	12/17/25 12:11 PM	12/17/25 12:11 PM	Inspected - Inspected sump pump, no issues noted
4855107			6062, Ripley Wastewater Treatment Plant	PM	Compliance	1	MONTHS	Ripley WWTP Routine Sampling (1m) HK - 6062	CLOSE	11/1/25 12:00 AM	12/10/25 03:21 PM	12/10/25 03:21 PM	Cell Contents Samples - SPS Raw Sample -Obtained raw sample. November 13 - Discharging Samples - Obtained effluent, upstream and down stream samples. November 17 - Discharging samples -Obtained upstream/downstream, effluent and quarterly samples. november samples -all samples from November obtained in November.
4855467			6062, Ripley Sewage Pumping Station	PM	Inspection	1	MONTHS	Ripley SPS Alum Injector Insp/ Service (1m) HK-6062	CLOSE	11/1/25 12:00 AM	12/17/25 12:12 PM	12/17/25 12:12 PM	Not cleaned this month -

Workorder Summary Report

 Report Start Date: Jan 1, 2025 12:00 AM
 Report End Date: Dec 31, 2025 11:59 PM
 Location: 6062,6062-SPRI,6062-WWRI
 Work Order Type: PM
 Work Order Class:

				WorkOrder		PM Schedule		Workorder Details					
WO #	Asset ID	Asset Description	Location Description	Type	Class	FEQ	Units	Work Order Description	Status	Schedule Start	Actual Start	Actual Finsh	WorkLog Detail
4855787	0000432515	PANEL ALARM/ DIALER RIPLEY PS	6062, Ripley Sewage Pumping Station	PM	Inspection	1	MONTHS	Monthly Critical Alarm Testing Ripley PS Insp/Service (1m) HK-6062	CLOSE	11/1/25 12:00 AM	11/13/25 11:33 AM	11/13/25 11:33 AM	November 11 - Alarm -Pump 1 Fail called out due to transfer onto generator during a power outage in the area.
4898909			Ripley Wastewater Treatment Collection System	PM	HEALTH AND SAFETY	1	MONTHS	Health & Safety Ripley WWTS Route Insp/Service (1m) HK-6062	CLOSE	12/1/25 12:00 AM	12/10/25 03:56 PM	12/10/25 03:56 PM	December Health and Safety checks. -On December 3, completed site health and safety checks.
4898923			Ripley Wastewater Treatment Collection System	PM	Inspection	1	MONTHS	Generator c/w Diesel Engine Ripley WWTS Route Insp/Service (1m/1y) HK-6062	COMP	12/1/25 12:00 AM	12/18/25 03:53 PM	12/18/25 03:53 PM	generator testing -On December 15, tested generator by running under load for 30 minutes.
4898942	0000405432	TANK STORAGE FUEL DIESEL RIPLEY PS	6062, Ripley Sewage Pumping Station	PM	Refurbish/ Replace/Repair	1	YEARS	Tank Fuel Standby Generator Ripley PS Inspection (1y) HK-6062	CLOSE	12/1/25 12:00 AM	12/17/25 12:14 PM	12/17/25 12:14 PM	Inspected - Fuel tank was inspected by generator technician in June during annual inspection. Inspected tank today and no issues noted
4898965			Ripley Wastewater Treatment Collection System	PM	Inspection	1	MONTHS	Lagoon Cells Ripley WWTP Route Insp/Service (1m/6m/1y) HK-6062	COMP	12/1/25 12:00 AM	1/5/26 10:34 AM	1/5/26 10:34 AM	Discharge Rounds and Checks -Completed operational rounds and checks, measured cell 1, 2, and 3, completed berm inspection, completed in-house lab. Discharge Rounds and Checks -completed rounds and checks, measured cell 3, completed berm inspection, completed in-house labs

Workorder Summary Report

 Report Start Date: Jan 1, 2025 12:00 AM
 Report End Date: Dec 31, 2025 11:59 PM
 Location: 6062,6062-SPRI,6062-WWRI
 Work Order Type: PM
 Work Order Class:

				WorkOrder		PM Schedule		Workorder Details					
WO #	Asset ID	Asset Description	Location Description	Type	Class	FEQ	Units	Work Order Description	Status	Schedule Start	Actual Start	Actual Finsh	WorkLog Detail
4900342			6062, Ripley Wastewater Treatment Plant	PM	Compliance	1	MONTHS	Ripley WWTP Routine Sampling (1m) HK - 6062	COMP	12/1/25 12:00 AM	12/23/25 02:23 PM	12/23/25 02:23 PM	Discharge Samples -Obtained upstream, downstream and effluent samples. Discharge Samples -Obtained effluent samples, upstream and downstream samples. Raw Influent Grab Sample -obtained raw influent grab sample. Discharge samples -On December 9, obtained effluent samples. Raw Influent Grab Sample -Obtained raw influent grab sample. Sewage receiving samples - Obtained samples from porters.
4900772			6062, Ripley Sewage Pumping Station	PM	Inspection	1	MONTHS	Ripley SPS Alum Injector Insp/Service (1m) HK-6062	COMP	12/1/25 12:00 AM	12/29/25 11:34 AM	12/29/25 11:34 AM	not cleaned this month -
4901034	0000432515	PANEL ALARM/DIALER RIPLEY PS	6062, Ripley Sewage Pumping Station	PM	Inspection	1	MONTHS	Monthly Critical Alarm Testing Ripley PS Insp/Service (1m) HK-6062	COMP	12/1/25 12:00 AM	12/18/25 03:59 PM	12/18/25 03:59 PM	alarm testing -Tripped aluminum room floor float in order to test alarm per OIC CC. Alarm called successfully.

Appendix C

2025 Calibration Records



Flowmeter Report

Verification: X

Calibration:

Client: Municipality of Huron/Kinloss Location: Ripley Lagoon
 Description: V notch Weir Date: 02-Jun-25
 Manufacturer: Miltonics Checked By: GP
 Model: OCM III Serial No.: Unreadable

Tag No.: FIT-101 Range: 0-80 l/s

Input %	mA	Input	As Found	As Left		Pass/Fail
0%	4.00	0 l/s	0.00 l/s	0.00 l/s	0.00 cm	
25%	8.00	0.772 l/s	0.772 l/s	0.772 l/s	5.00 cm	
50%	12.00	12.03 l/s	12.03 l/s	12.03 l/s	15.00 cm	
75%	16.00	43.13 l/s	43.13 l/s	43.13 l/s	25.00 cm	
100%	20.00	416.7 l/s	416.7 l/s	416.7 l/s	37.14 cm	
						Pass

Confirmed Run Mode:

Returned to service:

Service Comments:

Flowmeter Information

Flow Unit: l/s
 Cal Factor:
 Meter Size: 6"
 F/S Flow Mag:
 F/S Flow Operation: Forward
 Totalizer Start:
 Totalizer Finish:

Comments:

Signature: 
 Greg Pierce, CCSI



Tag # Ripley Lagoon
Date: June 2, 2025

#	Parameter	Value	#	Parameter	Value
P-0	Security	1054	P-50	OCM mA output	2
P-1	Units	2	P-51	OCM simulation	0
P-2	Mode of Measurement	5	P-52	Totalizer display factor	1
P-3	Empty Distance	185.0	P-53	Totalizer decimal point	2
P-4	Span	37.10	P-54	Low total	0
P-5	Blanking	30.00	P-55	High total	0
P-6	Analog Output	2	P-56	Remote totalizer contact	0
P-7	Decimal Point	2	P-57	Flow sampler control	0
P-8	Relay 1, Function	0	P-58	Flow sampler control	1.000
P-9	Relay 1, Setpoint On	--	P-59	Time sampler control	--
P-10	Relay 1, Setpoint Off	--	P-60	Full Calibration	--
P-11	Relay 2, Function	0	P-61	Empty Calibration	--
P-12	Relay 2, Setpoint On	--	P-62	Measurement Offset	0.000
P-13	Relay 2, Setpoint Off	--	P-63	Sound Velocity at 20° C	344.1
P-14	Relay 3, Function	0	P-64	Velocity at P-65	339.6
P-15	Relay 3, Setpoint On	--	P-65	Air temperature	12 C
P-16	Relay 3, Setpoint Off	--	P-66	Maximum air temperature	28 C
P-17	Relay 4, Function	0	P-67	Minimum air temperature	-1 C
P-18	Relay 4, Setpoint On	--	P-68	Fill damping	1000
P-19	Relay 4, Setpoint Off	--	P-69	Empty damping	1000
P-20	Relay 5, Function	0	P-70	Process rate display	0.000
P-21	Relay 5, Setpoint On	--	P-71	Process rate filter	1
P-22	Relay 5, Setpoint Off	--	P-72	Fuzz filter	1
P-23	Transducer, Submersible	0	P-73	Agitator discrimination	1
P-24	Pump 1, hours	0	P-74	Fail-safe mode	3
P-25	Pump 2, hours	0	P-75	Fail-safe timer	15.00
P-26	Pump 3, hours	0	P-76	Reading	-63.4
P-27	Pump 4, hours	0	P-77	Material level	-63.4
P-28	Pump 5, hours	0	P-78	Space or distance	248.4
P-29	Pump, run on, interval	0	P-79	Scope displays	--
P-30	Pump, run off, duration	0	P-80	Echo confidence	0.29
P-31	Transducer	1	P-81	Confidence threshold long	10
P-32	DLD milliamp output	1	P-82	Confidence threshold long	5
P-33	Inflow/discharge totaling	1	P-83	Echo strength	63
P-34	Tank Shape	0	P-84	Noise	-4:1
P-35	Tank dimension A	0.000	P-85	Algorithms	1
P-36	Tank dimension L	0.000	P-86	TVT curve	1
P-37	Convert display	4.37	P-87	Range extension	20
P-38	Display offset	0.000	P-88	Number of transmit pulses	4
P-39	Display reading options	4	P-89	Software version	15.8
P-40	Primary measuring device	1	P-90	Memory test	PASS
P-41	Flow rate time units	3	P-91	LCD, LED and relay test	PASS
P-42	OCM exponent	2.5	P-92	mA output test	4.000
P-43	Fume Dimensions	100.00	P-93	Temperature sensor test	10.75
P-45	Maximum head	37.10	P-94	Transmitter test	PASS
P-46	Maximum flow rate	416.7	P-95	Programmer test	PASS
P-47	Auto zero	--	P-96	Watchdog reset test	PASS
P-48	OCM low head cutoff	1.000	P-97	Trim for 4 mA	240
P-49	OCM decimal point	2	P-98	Trim for 20 mA	3517
			P-99	Master reset	

Site Location: Ripley Lagoons



Pierce Services
& Solutions Inc.

Instrument Verification Sheet

Client Name: Municipality of Huron Kinloss

Date: June 03, 2025

Equipment Description: Level Transmitter

Assigned Number: LIT 103

Area Located: Ripley Arena

Drawing Number: N/A

Instrument Data

Manufacturer: Milltronics

Model Number: Multiranger 100

Type: Ultrasonic

Serial Number: Unreadable

Range: 0 - 1.800 m

Accuracy: +/- 2%

Method Of Calibration: Standard Verification

Application: WasteWater

Calibration Data

Input %	mA	As Found	As Left	Pass/Fail
0	4.00 mA	0.00 m	0.00 m	
25	8.00 mA	0.45 m	0.45 m	
50	12.00 mA	0.90 m	0.90 m	
75	16.00 mA	1.25 m	1.25 m	
100	20.00 mA	1.80 m	1.80 m	
46.67	11.47 mA	0.84 m	0.84 m	Pass

Confirmed Run Mode:

Pass: X

Fail:

Comments:

Checked By: Greg Pierce CCST

Signature:



Flowmeter Report

Verification: X

Calibration:

Client: <u>Municipality of Huron/Kinloss</u>	Location: <u>Ripley SPS</u>
Description: <u>Mag Meter</u>	Date: <u>02-Jun-25</u>
Manufacturer: <u>Endress Hauser</u>	Checked By: <u>GP</u>
Model: <u>Promag 10</u>	Serial No.: <u>S7089716000</u>

Tag No.: FIT-101 Range: 0-80 l/s

Input %	mA	Input	As Found	As Left	Pass/Fail
0%	4.00	0 l/s	0.00 l/s	0.00 l/s	
25%	8.00	20.00 l/s	19.93 l/s	19.93 l/s	
50%	12.00	40.00 l/s	39.94 l/s	39.94 l/s	
75%	16.00	60.00 l/s	59.89 l/s	59.89 l/s	
100%	20.00	80.00 l/s	79.98 l/s	79.98 l/s	
22%	7.58 mA	17.88 l/s	17.88 l/s	17.88 l/s	Pass

Confirmed Run Mode: _____

Returned to service: _____

Service Comments:

Flowmeter Information

Flow Unit: l/s
 Cal Factor: 1.0732
 Meter Size: 6"
 F/S Flow Mag: _____
 F/S Flow Operation: Forward
 Totalizer Start: 515674
 Totalizer Finish: 515677

Comments:

Signature: _____



Greg Pierce, CCST



Pierce Services
& Solutions Inc.

Instrument Verification Sheet

Client Name: Municipality of Huron Kinloss

Date: June 02, 2025

Equipment Description: Level Transmitter

Assigned Number: LIT 101

Area Located: Ripley SPS

Drawing Number: N/A

Instrument Data

Manufacturer: Milltronics

Model Number: Multiranger 100

Type: Ultrasonic

Serial Number: Unreadable

Range: 0 - 3.000 m

Accuracy: +/- 2%

Method Of Calibration: Standard Verification

Application: WasteWater

Calibration Data

Input %	mA	As Found	As Left	Pass/Fail
0	4.00 mA	0.00 m	0.00 m	
25	8.00 mA	0.75 m	0.75 m	
50	12.00 mA	1.50 m	1.50 m	
75	16.00 mA	2.25 m	2.25 m	
100	20.00 mA	3.00 m	3.00 m	
72.68	15.62 mA	2.18 m	2.18 m	Pass

Confirmed Run Mode:

Pass: X

Fail:

Comments:

Checked By: Greg Pierce CCST

Signature: 



Tag # Ripley SPS

Date: June 2, 2025

#	Parameter	Value	#	Parameter	Value
P-0	Security	1954	P-50	OCM mA output	2
P-1	Units	1	P-51	OCM simulation	1660
P-2	Mode of Measurement	4	P-52	Totalizer display factor	1
P-3	Empty Distance	3.300	P-53	Totalizer decimal point	2
P-4	Span	3.000	P-54	Low total	97.90
P-5	Blanking	0.300	P-55	High total	8508
P-6	Analog Output	2	P-56	Remote totalizer contact	0
P-7	Decimal Point	2	P-57	Flow sampler control	0
P-8	Relay 1, Function	EN8	P-58	Flow sampler control	1.000
P-9	Relay 1, Setpoint On	1.100	P-59	Time sampler control	--
P-10	Relay 1, Setpoint Off	0.550	P-60	Full Calibration	--
P-11	Relay 2, Function	EN8	P-61	Empty Calibration	--
P-12	Relay 2, Setpoint On	1.500	P-62	Measurement Offset	0.000
P-13	Relay 2, Setpoint Off	0.550	P-63	Sound Velocity at 20° C	344.1
P-14	Relay 3, Function	de.9	P-64	Velocity at P-65	341.8
P-15	Relay 3, Setpoint On	0.900	P-65	Air temperature	16 C
P-16	Relay 3, Setpoint Off	0.850	P-66	Maximum air temperature	16 C
P-17	Relay 4, Function	1	P-67	Minimum air temperature	16 C
P-18	Relay 4, Setpoint On	0.450	P-68	Fill damping	500.0
P-19	Relay 4, Setpoint Off	0.650	P-69	Empty damping	500.0
P-20	Relay 5, Function	0	P-70	Process rate display	-010.0
P-21	Relay 5, Setpoint On	--	P-71	Process rate filter	1
P-22	Relay 5, Setpoint Off	--	P-72	Fuzz filter	1
P-23	Transducer, Submersible	1	P-73	Agitator discrimination	1
P-24	Pump 1, hours	8343	P-74	Fail-safe mode	3
P-25	Pump 2, hours	1186	P-75	Fail-safe timer	15.00
P-26	Pump 3, hours	2947	P-76	Reading	2.18
P-27	Pump 4, hours	1095	P-77	Material level	0.498
P-28	Pump 5, hours	0	P-78	Space or distance	2.802
P-29	Pump, run on, interval	0	P-79	Scope displays	
P-30	Pump, run off, duration	0	P-80	Echo confidence	0.14
P-31	Transducer	1	P-81	Confidence threshold long	10
P-32	DLD milliamp output	1	P-82	Confidence threshold long	5
P-33	Inflow/discharge totaling	1	P-83	Echo strength	51
P-34	Tank Shape	0	P-84	Noise	38.45
P-35	Tank dimension A	0.000	P-85	Algorithms	1
P-36	Tank dimension L	0.000	P-86	TVT curve	1
P-37	Convert display	4.37	P-87	Range extension	20
P-38	Display offset	0.000	P-88	Number of transmit pulses	4
P-39	Display reading options	4	P-89	Software version	13.0
P-40	Primary measuring device	1	P-90	Memory test	PASS
P-41	Flow rate time units	4	P-91	LCD,LED and relay test	PASS
P-42	OCM exponent	1.550	P-92	mA output test	6.655
P-43	Flume Dimensions	1.000	P-93	Temperature sensor test	0.00
P-45	Maximum head	3.15	P-94	Transmitter test	PASS
P-46	Maximum flow rate	1000	P-95	Programmer test	PASS
P-47	Auto zero	--	P-96	Watchdog reset test	PASS
P-48	OCM low head cutoff	5.000	P-97	Trim for 4 mA	240
P-49	OCM decimal point	2	P-98	Trim for 20 mA	3317
			P-99	Master reset	

Site Location: Lucan WPCP